

GREENCREATIVE


# The Widest Range of Type C LED Kits

**564** kits



GREEN CREATIVE offers the most comprehensive range of Type C LED lamps powered by dedicated external drivers. Type C LED lighting allows the most flexibility for dimming as well as other control possibilities, guarantee best overall efficiency and superior flicker free lighting performance. Offered with 5 year standard warranty and 10 year extended warranty options, our Type C LED kits provide reliable performance over the lifetime of the lamps thus drastically reducing maintenance cost over conventional lamps.

**31** models of linear led tubes



T5 2' / 3' / 4'  
3000K / 3500K / 4000K

T8 2' / 3' / 4'  
3000K / 3500K / 4000K

U-Bent  
3000K / 3500K / 4000K

**6** models of PLL lamps



13W  
3500K / 4000K

14W  
3500K / 4000K

19W  
3500K / 4000K

**25** models of drivers



# The Widest Range of Type C LED Kits

Customize your order by choosing from the widest range of Type C LED lamps kits in the industry. Select from T5 and T8 linear led tubes in 2', 3' and 4', as well as T8 U bent, and PLL lamps, in various color temperatures. Each choice of the lamps can be further customized by selecting compatible LED drivers from the reliable brands of GREEN CREATIVE, LUTRON and Emergency options from FULHAM.



**564 kits**

**=**

**272 kits**  
GREEN CREATIVE Drivers

**+**

**292 kits**  
LUTRON Drivers

LED Lamps								External Drivers					
T5		T8				PLL		GREEN CREATIVE		LUTRON			
13 models		18 models				6 models		6 models		19 models			
Product	Model	Product	Model	Product	Model	Product	Model	Product	Model	Product	Model	Model	Model
98306	9.5T5HE/2F/830/EXT	98313	13.5T5HE/4F/835/EXT	98325	9.5T8/2F/830/EXT	98333	11.5T8/4F/840/EXT	36704	13PLL/835/EXT	98259	15T8T5HEDRIVER/2CH/R	LUTRON L3DA4U1UMN-FA060	LUTRON LDE15U1UMN-CA090
98307	9.5T5HE/2F/835/EXT	98314	13.5T5HE/4F/840/EXT	98326	9.5T8/2F/835/EXT	98334	11.5T8/4F/850/EXT	36705	13PLL/840/EXT	98260	15T8T5HEDRIVER/4CH/R	LUTRON L3DA4U1UMN-ZA060	LUTRON LDE15U1UMN-UA120
98308	9.5T5HE/2F/840/EXT	98321	22T5HO/4F/830/EXT	98327	9.5T8/2F/840/EXT	35675	14T8/4F/835/EXT	36707	14PLL/835/EXT	98261	24T5HODRIVER/2CH/R	LUTRON LDE13U1UMN-TA060	LUTRON LDE17U1UMN-VA120
98309	11T5HE/3F/830/EXT	98322	22T5HO/4F/835/EXT	35671	9.5T8/2F/850/EXT	98335	14T8/4F/840/EXT	36708	14PLL/840/EXT	98262	24T5HODRIVER/4CH/R	LUTRON L3DA4U1UMN-HA060	LUTRON L3DA4U1UMN-LA120
98310	11T5HE/3F/835/EXT	98323	22T5HO/4F/840/EXT	98328	10.5T8/3F/830/EXT	98336	14T8/4F/850/EXT	36710	19PLL/835/EXT	35896	15T8T5HEDRIVER/SD/2CH	LUTRON LDE13U1UMN-BA060	LUTRON LDE15U1UMN-CA120
98311	11T5HE/3F/840/EXT	98324	22T5HO/4F/850/EXT	98329	10.5T8/3F/835/EXT	98337	14.5T8U6/830/EXT	36711	19PLL/840/EXT	35897	15T8T5HEDRIVER/SD/4CH	LUTRON L3DA4U1UMN-FA090	LUTRON LDE15U1UMN-UA110
98312	13.5T5HE/4F/830/EXT			98330	10.5T8/3F/840/EXT	35461	14.5T8U6/835/EXT					LUTRON L3DA4U1UMN-ZA090	LUTRON LDE17U1UMN-VA110
				98331	11.5T8/4F/830/EXT	98338	14.5T8U6/840/EXT					LUTRON LDE15U1UMN-UA090	LDE11U1UMN-MA025
				98332	11.5T8/4F/835/EXT	98339	14.5T8U6/850/EXT					LUTRON L3DA4U1UMN-JA090	LDE11U1UMN-MA050
												LUTRON LDE13U1UMN-BA090	

## Flicker Free

Our external drivers are compatible with a wide range of dimming systems at 0-10V, provide flicker free lighting performance, and support energy compliance to most building codes.



FLICKER FREE



With Flicker




No Flicker



## Parallel Outputs Design

Parallel outputs design require no minimum lamp load to operate properly. This eliminates the risk of lamp damage from overloads regardless of the number of lamps connected.

The 2 channel driver can be used for 1-2 lamps, and the 4 channel driver can be used for 1-4 lamps without number of lamps limitation.

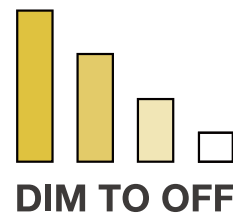


## SelectDrive Technology


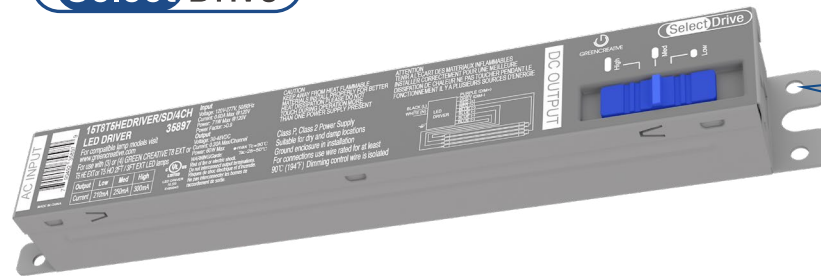
### Field Selectable lumen outputs & Dim-To-Off

SelectDrive external driver enables users to choose from three field-selectable lumen outputs with just the flip of a switch. Meet a variety of lighting needs with just one product.

The SelectDrive external drivers also provide smooth Dim-To-Off performance, enabling even more lighting control flexibility.



SelectDrive



- HIGH**  
14W / 2000lm
- MED**  
11W / 1600lm
- LOW**  
9W / 1300lm




(Based on using 14T8/4F/840/EXT)

## Suitable for Hazardous Location

### Single wattage driver is UL Type HL Certified

Single wattage external driver is UL Type HL certified (Class 1 Division 2 UL844 Listed), thus can be used directly for lamps installed in hazardous (classified) location areas without further evaluation.

- Chemical Processing Facilities
- Industrial & Manufacturing Plants
- Ethanol & Petroleum Refineries
- Wastewater & Treatment Facilities
- Power Generation Facilities
- Food and Beverage Preparation
- Coolers / Freezers





GREENCREATIVE

**Your Partner for Professional Lighting Solutions**

