

| | |
|---------------|-------|
| Project Name: | Type: |
| Part Number: | Date: |




GREENCREATIVE

T8 UEB (UL Type B - Single and Double Ended Bypass)

FEATURES

- Replaces 2', 3', and 4' T8 fluorescent lamps
- Integral LED driver - Directly operate on 120-277V line voltage
- UEB - Universal ended installation in bypass mode. Suitable for both single ended installation working with non-shunted lamp holders only, or double ended installation working with both shunted or non-shunted lamp holders
- Frosted glass tube optimizes light distribution
- Options of PET coated glass tube improving resistance to breakage (10T8/4F/xxx/UEB/C models)
- Built-in safety switch prevents electrical shock during installation
- Exceptional efficacy up to 170 LPW
- Lumen output up to 2,200lm for 4' models
- Options of 3000K, 3500K, 4000K, and 5000K
- L70 rated lifetime up to 60,000 hours
- 5 year limited warranty* / Optional 10 year available (see EXTENDED WARRANTIES table for information)
- Suitable for use in totally enclosed fixtures and damp locations
- Fixture operating temperature: -4°F to 95°F (-20°C to 35°C)
- Lamp ambient temperature: -4°F to 113°F (-20°C to 45°C)
- NSF (National Sanitation Foundation) certified for Food Zone (Non-Contact), Splash, and Non-Food Zones



060324



SPECIFICATIONS

| Product | Model | Nominal Length | Equiv. | Input Voltage | Wattage | Lumens | CCT | Efficacy (LPW) | Life (hrs) | CRI | Power Factor | THD | Beam Angle | Fixture Rating | PET Coated | DLC / NSF |
|---------|--------------------|----------------|--------|---------------|---------|--------|-------|----------------|------------|-----|--------------|------|------------|----------------|------------|-----------|
| 37395 | 8.5T8/2F/835/UEB | 2' | 17W | 120-277V | 8.5 | 1,050 | 3500K | 124 | 60,000 | 82 | 0.9 | <20% | 220° | Enclosed | No | √ / √ |
| 37396 | 8.5T8/2F/840/UEB | 2' | 17W | 120-277V | 8.5 | 1,100 | 4000K | 129 | 60,000 | 82 | 0.9 | <20% | 220° | Enclosed | No | √ / √ |
| 37397 | 8.5T8/2F/850/UEB | 2' | 17W | 120-277V | 8.5 | 1,100 | 5000K | 129 | 60,000 | 82 | 0.9 | <20% | 220° | Enclosed | No | √ / √ |
| 37398 | 12T8/3F/830/UEB | 3' | 25W | 120-277V | 12 | 1,400 | 3000K | 117 | 60,000 | 82 | 0.9 | <20% | 220° | Enclosed | No | √ / √ |
| 37399 | 12T8/3F/835/UEB | 3' | 25W | 120-277V | 12 | 1,400 | 3500K | 117 | 60,000 | 82 | 0.9 | <20% | 220° | Enclosed | No | √ / √ |
| 37400 | 12T8/3F/840/UEB | 3' | 25W | 120-277V | 12 | 1,450 | 4000K | 121 | 60,000 | 82 | 0.9 | <20% | 220° | Enclosed | No | √ / √ |
| 37401 | 10T8/4F/830/UEB | 4' | 32W | 120-277V | 10 | 1,650 | 3000K | 165 | 60,000 | 82 | 0.9 | <20% | 220° | Enclosed | No | √ / √ |
| 37402 | 10T8/4F/835/UEB | 4' | 32W | 120-277V | 10 | 1,650 | 3500K | 165 | 60,000 | 82 | 0.9 | <20% | 220° | Enclosed | No | √ / √ |
| 37403 | 10T8/4F/840/UEB | 4' | 32W | 120-277V | 10 | 1,700 | 4000K | 170 | 60,000 | 82 | 0.9 | <20% | 220° | Enclosed | No | √ / √ |
| 37404 | 10T8/4F/850/UEB | 4' | 32W | 120-277V | 10 | 1,700 | 5000K | 170 | 60,000 | 82 | 0.9 | <20% | 220° | Enclosed | No | √ / √ |
| 37405 | 10T8/4F/840/UEB/C | 4' | 32W | 120-277V | 10 | 1,700 | 4000K | 170 | 60,000 | 82 | 0.9 | <20% | 180° | Enclosed | Yes | √ / √ |
| 37406 | 10T8/4F/850/UEB/C | 4' | 32W | 120-277V | 10 | 1,700 | 5000K | 170 | 60,000 | 82 | 0.9 | <20% | 180° | Enclosed | Yes | √ / √ |
| 37407 | 14T8/4F/835/UEB | 4' | 32W | 120-277V | 14 | 2,100 | 3500K | 150 | 60,000 | 82 | 0.9 | <20% | 220° | Enclosed | No | √ / √ |
| 37408 | 14T8/4F/840/UEB | 4' | 32W | 120-277V | 14 | 2,200 | 4000K | 157 | 60,000 | 82 | 0.9 | <20% | 220° | Enclosed | No | √ / √ |
| 37409 | 14T8/4F/850/UEB | 4' | 32W | 120-277V | 14 | 2,200 | 5000K | 157 | 60,000 | 82 | 0.9 | <20% | 220° | Enclosed | No | √ / √ |
| 37834 | 10T8/4F/835/UEB/SB | 4' | 32W | 120-277V | 10 | 1,600 | 3500K | 160 | 60,000 | 82 | 0.9 | <20% | 220° | Enclosed | No | √ / N.A. |
| 37835 | 10T8/4F/840/UEB/SB | 4' | 32W | 120-277V | 10 | 1,650 | 4000K | 165 | 60,000 | 82 | 0.9 | <20% | 220° | Enclosed | No | √ / N.A. |

* Please visit www.greencreative.com for Limited Warranty terms.

DIMENSION & WEIGHT



| Model | Base | MOL | Dia. | Weight |
|--------------------|------|----------|--------|---------|
| 8.5T8/2F/8xx/UEB | G13 | 23-3/16" | 1.0" | 0.24 lb |
| 12T8/3F/8xx/UEB | G13 | 35-3/16" | 1.0" | 0.33 lb |
| 10T8/4F/8xx/UEB | G13 | 47-3/16" | 1.0" | 0.45 lb |
| 10T8/4F/8xx/UEB/C | G13 | 47-3/16" | 1.0" | 0.47 lb |
| 14T8/4F/8xx/UEB | G13 | 47-3/16" | 1.0" | 0.45 lb |
| 10T8/4F/8xx/UEB/SB | G13 | 47- 3/4" | 1-1/8" | 0.4 lb |

xx - Refers to the CCT




T8 UEB (UL Type B - Single and Double Ended Bypass)

INSTALLATION

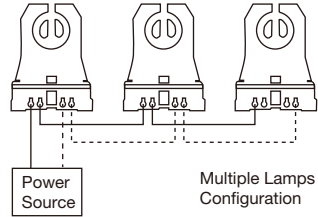
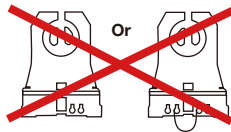
SINGLE ENDED BYPASS INSTALLATION

Suitable for use with Non-Shunted lamp holders only.

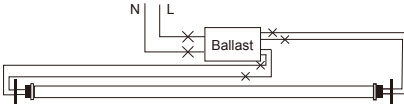
Programmed Start or Rapid Start
(Non-Shunted Lamp Holders)



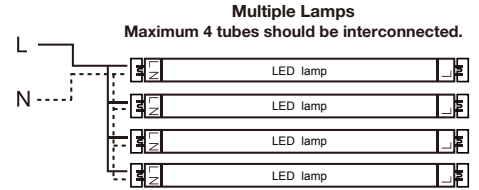
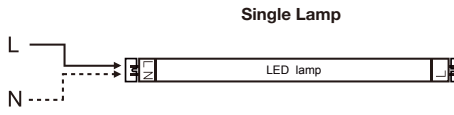
Instant Start
(Shunted Lamp Holders)



Step 1. Cut all wires connected to the existing ballast, and remove the ballast.



Step 2. Connect power to one end (the end with L and N markings) according to the diagram. Wiring should be made using Non-Shunted lamp holders only.



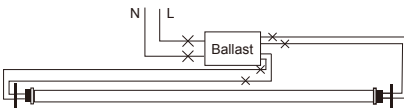
DOUBLE ENDED BYPASS INSTALLATION

Suitable for use with both Non-Shunted or Shunted lamp holders.

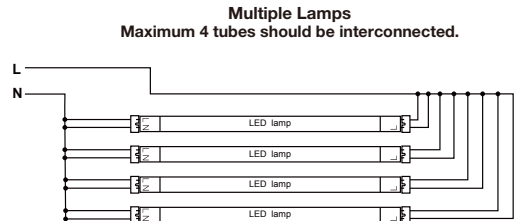
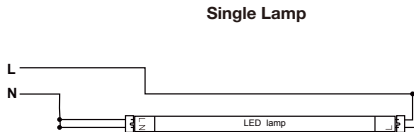
Programmed Start or Rapid Start
(Non-Shunted Lamp Holders)



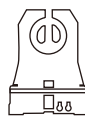
Step 1. Cut all wires connected to the existing ballast, and remove the ballast.



Step 2. For Non-Shunted lamp holders, connect power to both ends according to the diagram.



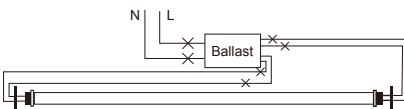
Instant Start
(Shunted Lamp Holders)



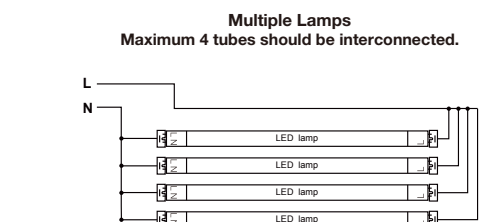
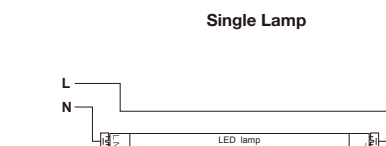
Or



Step 1. Cut all wires connected to the existing ballast, and remove the ballast.



Step 2. For Shunted lamp holders, connect power to both ends according to the diagram.





T8 UEB (UL Type B - Single and Double Ended Bypass)

ORDERING INFORMATION

| Mode | Master Carton | | | Shipping Carton | | |
|--------------------|---------------|-------------------------|-------------|-----------------|--------------------------------|-------------|
| | Case Qty | Case Dimensions (LxWxH) | Case Weight | Case Qty | Case Dimensions (LxWxH) | Case Weight |
| 8.5T8/2F/8xx/UEB | N.A. | N.A. | N.A. | 25PCS | 25-9/16" x 5-15/16" x 5-15/16" | 7.6 lb |
| 12T8/3F/8xx/UEB | N.A. | N.A. | N.A. | 25PCS | 37-3/8" x 5-15/16" x 5-15/16" | 10.6 lb |
| 10T8/4F/8xx/UEB | N.A. | N.A. | N.A. | 25PCS | 49-3/16" x 5-15/16" x 5-15/16" | 13.2 lb |
| 10T8/4F/8xx/UEB/C | N.A. | N.A. | N.A. | 25PCS | 49-3/16" x 5-15/16" x 5-15/16" | 13.2 lb |
| 14T8/4F/8xx/UEB | N.A. | N.A. | N.A. | 25PCS | 49-3/16" x 5-15/16" x 5-15/16" | 13.2 lb |
| 10T8/4F/8xx/UEB/SB | N.A. | N.A. | N.A. | 25PCS | 50-3/16" x 7-1/2" x 7-11/16" | 13.2 lb |

xx - Refers to the CCT

ACCESSORY ORDERING INFORMATION

| Product | Model | Description | Pictures | Dimensions | Compatible Skus |
|----------|------------------|---|----------|------------|--|
| 34958 | 5EMDRIVER** | 5W Emergency LED Driver | | | 8.5T8/2F/8xx/UEB 12T8/3F/8xx/UEB 10T8/4F/8xx/UEB 10T8/4F/8xx/UEB/C 14T8/4F/8xx/UEB |
| 34959 | 10EMDRIVER | California Title 20 Compliant 10W Emergency LED Driver | | | 8.5T8/2F/8xx/UEB 12T8/3F/8xx/UEB 10T8/4F/8xx/UEB 10T8/4F/8xx/UEB/C 14T8/4F/8xx/UEB |
| 38096 | 24EMINVERTER | California Title 20 Compliant 24W Emergency LED Inverter (Field Installation) | | | 10T8/4F/8xx/UEB/SB |
| 58012 | 35EMINVERTER** | 35W Emergency Inverter (Field Installation) | | | 8.5T8/2F/8xx/UEB 12T8/3F/8xx/UEB 10T8/4F/8xx/UEB 10T8/4F/8xx/UEB/C 14T8/4F/8xx/UEB 10T8/4F/8xx/UEB/SB |
| 58013 | 35EMINVERTER/CEC | California Title 20 Compliant 35W Emergency Inverter (Field Installation) | | | 8.5T8/2F/8xx/UEB 12T8/3F/8xx/UEB 10T8/4F/8xx/UEB 10T8/4F/8xx/UEB/C 14T8/4F/8xx/UEB 10T8/4F/8xx/UEB/SB |
| ELI-S-10 | ELI-S-10 | California Title 20 Compliant 10W Emergency Inverter (Field Installation) | | | 10T8/4F/8xx/UEB/SB |
| BTB15D | BTB15D** | 15W Emergency Inverter (Field Installation) | | | 10T8/4F/8xx/UEB/SB |
| ELI-S-20 | ELI-S-20 | California Title 20 Compliant 20W Emergency Inverter (Field Installation) | | | 10T8/4F/8xx/UEB/SB |

** Does not meet Title 20 appliance requirements, not for use in California



T8 UEB (UL Type B - Single and Double Ended Bypass)

EXTENDED WARRANTIES***

| Model | Description**** |
|-----------------------------------|--|
| 8.5T8/2F/8xx/UEB/10YEARWARRANTY | 10 Year warranty for 8.5T8/2F/8xx/UEB/yy |
| 12T8/3F/8xx/UEB/10YEARWARRANTY | 10 Year warranty for 12T8/3F/8xx/UEB/yy |
| 10T8/4F/8xx/UEB/10YEARWARRANTY | 10 Year warranty for 10T8/4F/8xx/UEB/yy |
| 10T8/4F/8xx/UEB/C/10YEARWARRANTY | 10 Year warranty for 10T8/4F/8xx/UEB/C/yy |
| 14T8/4F/8xx/UEB/10YEARWARRANTY | 10 Year warranty for 14T8/4F/8xx/UEB/yy |
| 10T8/4F/8xx/UEB/SB/10YEARWARRANTY | 10 Year warranty for 10T8/4F/8xx/UEB/SB/yy |

*** Warranty based on a maximum of 4,368 annual operating hours (per year for ten years) and exposure to a maximum fixture operating temperature of 80°F / 27°C.

**** xx – Refers to the CCT yy – Refers to model generations within the same nominal performance. Typically blank, 'R', or 'RC'

CERTIFICATION INFORMATION

| Product | Model | DLC ID# |
|---------|--------------------|----------|
| 37394 | 8.5T8/2F/830/UEB | S-7NS4YL |
| 37395 | 8.5T8/2F/835/UEB | S-2H37RP |
| 37396 | 8.5T8/2F/840/UEB | S-N5F8PW |
| 37397 | 8.5T8/2F/850/UEB | S-3HJAVZ |
| 37398 | 12T8/3F/830/UEB | S-7T8HV2 |
| 37399 | 12T8/3F/835/UEB | S-PY9HTI |
| 37400 | 12T8/3F/840/UEB | S-D1JQSU |
| 37401 | 10T8/4F/830/UEB | S-N2LFKT |
| 37402 | 10T8/4F/835/UEB | S-9U4L0Y |
| 37403 | 10T8/4F/840/UEB | S-0TVDM7 |
| 37404 | 10T8/4F/850/UEB | S-7VS0QT |
| 37405 | 10T8/4F/840/UEB/C | S-JBTCRA |
| 37406 | 10T8/4F/850/UEB/C | S-GFAOZ7 |
| 37407 | 14T8/4F/835/UEB | S-6W95MD |
| 37408 | 14T8/4F/840/UEB | S-F1XLSR |
| 37409 | 14T8/4F/850/UEB | S-6S0XFY |
| 37834 | 10T8/4F/835/UEB/SB | S-M92EVF |
| 37835 | 10T8/4F/840/UEB/SB | S-15NWXJ |

Note: All rights reserved. All sizes and specifications are subject to change at any time without notice.