

Project Name:	Type:
Part Number:	Date:

# SINGLE ENDED BYPASS T8

## FEATURES

- T8 tube 2' / 4' / U bent
- CCT: 3000K, 3500K, 4000K, 5000K
- Ultra high efficacy version up to 167lm/W available
- Built-in universal voltage driver, operates on 120-277V line input
- Opaque glass provides glare free, even lighting with a 310° light emitting area
- Suitable for damp locations and totally enclosed fixtures
- Meets NSF Requirements (use of a shatter guard required)
- Fixture operating temperature: -4°F to 95°F (-20°C to 35°C)
- Lamp ambient temperature: -4°F to 113°F (-20°C to 45°C)
- Rated lifetime (L70): 50,000hrs
- 5 year limited warranty
- DLC® Listed



## SPECIFICATIONS

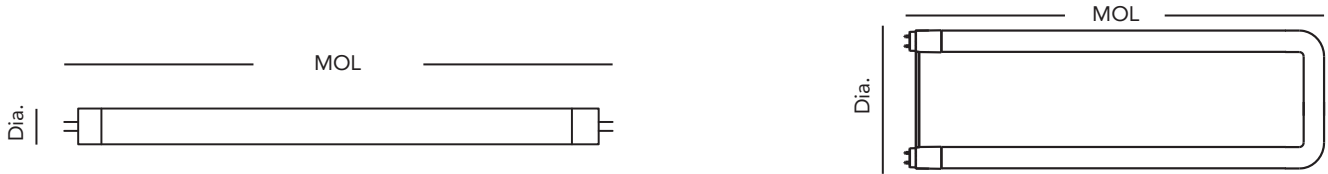
Product	Model	Normal Length	Equiv.	Input Voltage	Wattage	Lumens	CCT	CRI	Efficacy (LPW)	Power Factor	THD	Beam Angle	Dim.	DLC
34956	20.5T8/4F/840/BYP	4'	40W*	120-277V	20.5	3,000	4000K	82	146	0.9	<20%	160°	No	√
34957	20.5T8/4F/850/BYP	4'	40W*	120-277V	20.5	3,000	5000K	82	146	0.9	<20%	160°	No	√
98473	14.5T8/4F/840/BYP	4'	32W	120-277V	14.5	2,200	4000K	82	152	0.9	<20%	160°	No	√
98474	14.5T8/4F/850/BYP	4'	32W	120-277V	14.5	2,200	5000K	82	152	0.9	<20%	160°	No	√
98379	10.5T8/4F/830/BYP	4'	32W	120-277V	10.5	1,650	3000K	82	157	0.9	<20%	160°	No	√
98380	10.5T8/4F/835/BYP	4'	32W	120-277V	10.5	1,650	3500K	82	157	0.9	<20%	160°	No	√
98381	10.5T8/4F/840/BYP	4'	32W	120-277V	10.5	1,750	4000K	82	167	0.9	<20%	160°	No	√
98382	10.5T8/4F/850/BYP	4'	32W	120-277V	10.5	1,750	5000K	82	167	0.9	<20%	160°	No	√
98162	17T8U6/830/BYP	U-6	32W	120-277V	17	2,100	3000K	82	124	0.9	<20%	160°	No	√
35460	17T8U6/835/BYP/R	U-6	32W	120-277V	17	2,100	3500K	82	124	0.9	<20%	160°	No	√
98163	17T8U6/840/BYP	U-6	32W	120-277V	17	2,300	4000K	82	135	0.9	<20%	160°	No	√
98164	17T8U6/850/BYP	U-6	32W	120-277V	17	2,300	5000K	82	135	0.9	<20%	160°	No	√

\*Replace 40W T10/T12 lamps or 32W T8 lamps.



# SINGLE ENDED BYPASS T8

## DIMENSION & WEIGHT



Model	10.5T8/4F/8xx/BYP	14.5T8/4F/8xx/BYP	20.5T8/4F/8xx/BYP	17T8U6/8xx/BYP
Base	G13	G13	G13	G13
MOL	47-13/16"	47-13/16"	47-13/16"	22-7/16"
Dia.	1-1/8"	1.0"	1-1/8"	7-1/16"
Weight	0.57lb	0.57lb	0.53lb	0.53lb

Where xxx means 824-965 which indicates CRI and color temperature

## INSTALLATION

Diagram A – Non-Shunted


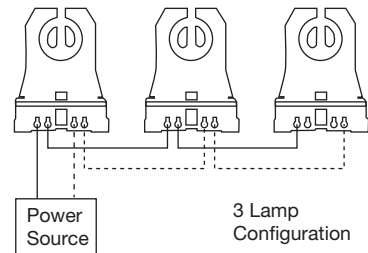
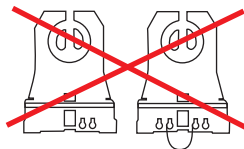
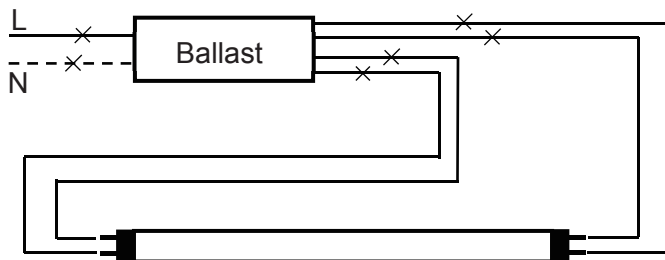


Diagram B – Shunted

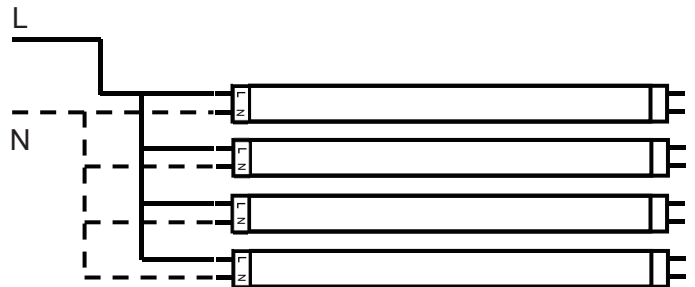


This lamp is compatible with non-shunted lamp holder ONLY.

### TUBE



Step 1. Cut all wires connected to the existing ballast, remove the ballast.



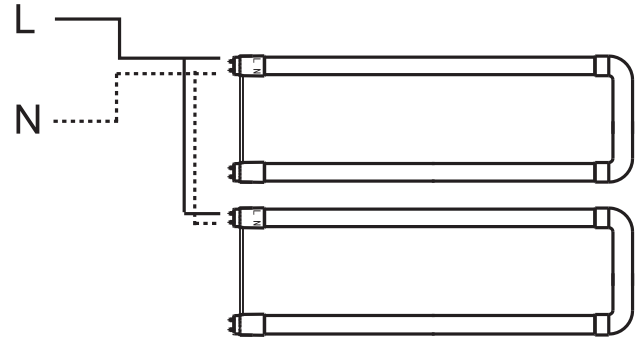
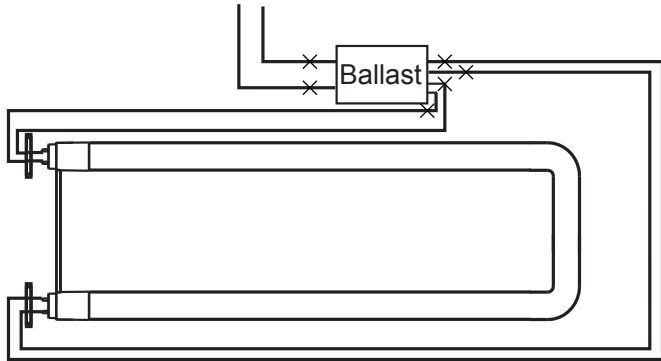
Step 2. If shunted lamp holders are used in the existing fixture, replace them with non-shunted holders first. Wire the holders and lamps according to the diagram.




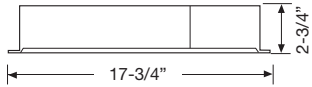

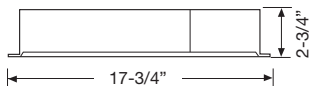
# SINGLE ENDED BYPASS T8

## INSTALLATION

### U-BENT



## ACCESSORY ORDERING INFORMATION

Product	Model	Description	Pictures	Dimensions
58012	35EMINVERTER*	Emergency Inverter 35W		
58013	35EMINVERTER/CEC	California Title 20 Compliant 35W Emergency Inverter		

\*Does not meet Title 20 appliance requirements, not for use in California

## MINIMUM COMPARTMENT DIMENSIONS

Model	Length	Width	Height
20.5T8/4F/8xx/BYP	48-3/8"	20"	4-3/4"
10.5T8/4F/8xx/BYP	48-3/8"	13-3/8"	1-3/4"
14.5T8/4F/8xx/BYP	48-3/8"	13-3/8"	1-3/4"
17T8U6/8xx/BYP	23-13/16"	23-13/16"	3-1/8"

Where xxx means 824-965 which indicates CRI and color temperature.