



IES LM-79-19

MEASUREMENT AND TEST REPORT

For

GREEN CREATIVE LTD

Room 3603, Level 36, Tower 1, Enterprise Square Five, 38 Wang Chiu Road, Kowloon Bay, KL, Hong Kong

Test Model: 4FG16.5DIM/820/A/R

Report Type:	Electrical and Photometric tests including: Luminous Flux, Chromaticity, Luminous Intensity Distribution, THD
Project Engineer:	George Yang
Report Number:	RKSB210628025-10
Test Date:	2021-07-01 to 2021-07-11
Report Date:	2021-07-12
Reviewed By:	Seven Xia/ EE Engineer
Prepared By:	Bay Area Compliance Laboratories Corp. (Kunshan). No. 248 Chenghu Road, Kunshan, Jiangsu Province, People's Republic of China Tel: +86-0512-86175000 Fax: +86-0512-88934268
Accreditation:	The A2LA Accreditation Number 4323.01.

1. Product Description

General Information:

One sample was received on 2021-06-28 and used for testing.

Model Tested: 4FG16.5DIM/820/A/R
 Manufacturer: GREEN CREATIVE LTD
 Brand Name: GREEN CREATIVE
 Product Designation: LED Lamp
 Burning Time Before Test: 0hour (For New Products)

Rated Values:

Rated Voltage/Frequency: 120VAC 60Hz
 Rated Power: 4W
 Nominal CCT: 2000K
 Nominal Lumen Output: 250lm

2. Standards Used

- IES LM-79-19: Approved Method: Optical and Electrical Measurements of Solid-state Lighting Products
- ANSI C82.77-10-2014: Harmonic Emission Limits – Related Power Quality Requirements for Lighting Equipment
- IES TM-30-18: IES Method for Evaluating Light Source Color Rendition

3. Description of Test Equipment

Device	Manufacture	Model No	Serial No	Calibration date	Calibration due date
2.0m integrating sphere	EVERFINE	R98	G121960CS1361154D	2020-12-23	2021-12-22
spectroradiometer	EVERFINE	HAAS-2000	M12048CS1361148	2020-12-23	2021-12-22
Digital CC&CV DC Power Supply	EVERFINE	WY305	G115986CN1361134	2020-11-25	2021-11-24
Thermal Meter	ANYMETRE	TH-20E	N/A	2020-11-30	2021-11-29
Standard Light Source	EVERFINE	D215S	G119786CS1361115	2020-10-20	2021-10-19
Digital Power Meter	YOKOGAWA	WT210	91KB35700	2021-03-16	2022-03-15
Intelligence ac power supply	EVERFINE	DPS1005	G119890CS1361121	2020-12-25	2021-12-24
AC Power Supply	INVENTFINE	CHP-5KVA	900511765	2020-11-25	2021-11-24
DC Power Supply	INVENTFINE	WL3010	JWDMP030001	2020-11-25	2021-11-24
Power Meter	INVENTFINE	WT500	GSDSQ200007	2021-03-16	2022-03-15
Goniophotometer	INVENTFINE	GPM-1900	YWGCF120001	2020-12-23	2021-12-22
Wireless Weather Station	ZHONGXING	KG218	N/A	2020-11-27	2021-11-26
Standard Light Source	INVENTFINE	N/A	JWBYR040008	2020-12-23	2022-12-22

Statement of Traceability: Bay Area Compliance Laboratories Corp. (Kunshan) attested that all calibration has been performed using suitable standards traceable to National Primary Standards and International System of Units (SI).

4. Test Method

Product was tested with no seasoning. All stabilization and measurements were made in compliance with ANSI/IES LM-79-19. The product was operated at rated voltage or at voltage required by manufacturer. The ambient temperature of the sample was maintained at $25^{\circ}\text{C}\pm 1.2^{\circ}\text{C}$ during measurement. And relative humidity is maintained between 10% than 65%.

Integrating Sphere System

The system includes AC power source, digital power meter, DC power supply, Spectroradiometer, and integrating sphere. The integrating sphere system is calibrated by standard spectrum light source before measurement.

4π geometry was used during measurement. The product was operated in its intended orientation in application and was recorded in this report.

The uncertainty of the light output (luminous flux) measurements is $U_{rel}=2.7\%$ ($k=2$), at the 95% confidence level. The uncertainty of the correlated color temperature measurements is $U=27\text{K}$ ($k=2$), at the 95% confidence level. The uncertainty of the CRI is $U=2.7(k=2)$, at the 95% confidence level.

The uncertainty of power meter AC current $U_{rel}=0.27\%$ of rdg, AC Voltage $U_{rel}=0.26\%$ of rdg, Power $U_{rel}=0.41\%$ ($k=2$), at the 95% confidence level.

Goniophotometer System

The goniophotometer system is calibrated by standard light source before measurement.

Type C goniophotometer was used for measuring total luminous flux, luminous intensity distribution, and color spatial uniformity. The product was operated in its intended orientation in application and was recorded in this report. For measurement of luminous intensity distribution, the horizontal angle (C plane) test intervals were set 22.5 degree, the vertical angle (γ) test intervals were set 1 degree while data for 5 degree intervals is reported.

The uncertainty of the luminous flux is $U_{rel}=2.6\%$ ($k=2$), at the 95% confidence level.

Additional Test

The Additional Test item may not be covered by IESNA LM-79-2008. Additional test including power factor, off-state power and THD, was measured by Digital Power Meter after stabilized at $25^{\circ}\text{C}\pm 1^{\circ}\text{C}$. Test voltage for THD and power factor test would be equal to rated voltage or, in case of a voltage range, maximum value of that range.

The uncertainty of power meter AC current $U_{rel}=0.27\%$ of rdg, AC Voltage $U_{rel}=0.26\%$ of rdg, Power $U_{rel}=0.41\%$ ($k=2$), at the 95% confidence level.

Fidelity Index and Gamut Index Calculation

The R_i , R_g was calculated according to IES TM-30-18 by using calculation tools. The calculation was based on the measured SPD from 380nm to 780nm with 1nm intervals. All the colors in this report is for reference only.

5. Test Result

[Integrating Sphere System]

Total operating time for integrating sphere test: **1.0 hour**

Test orientation: **Base Up**

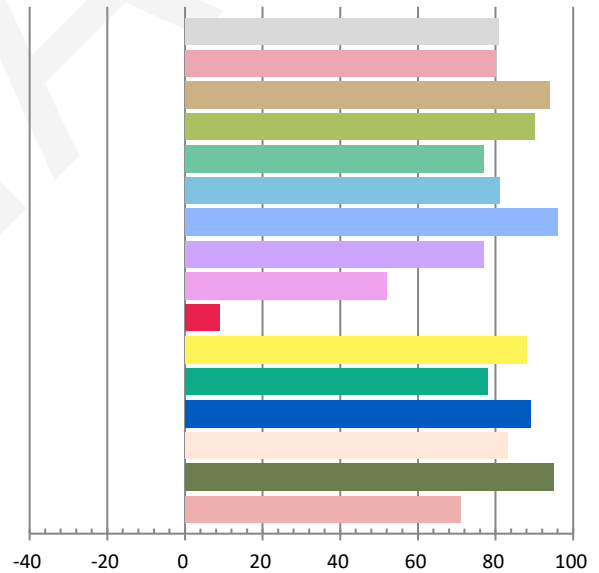
Photometric and Electrical Measurement Result

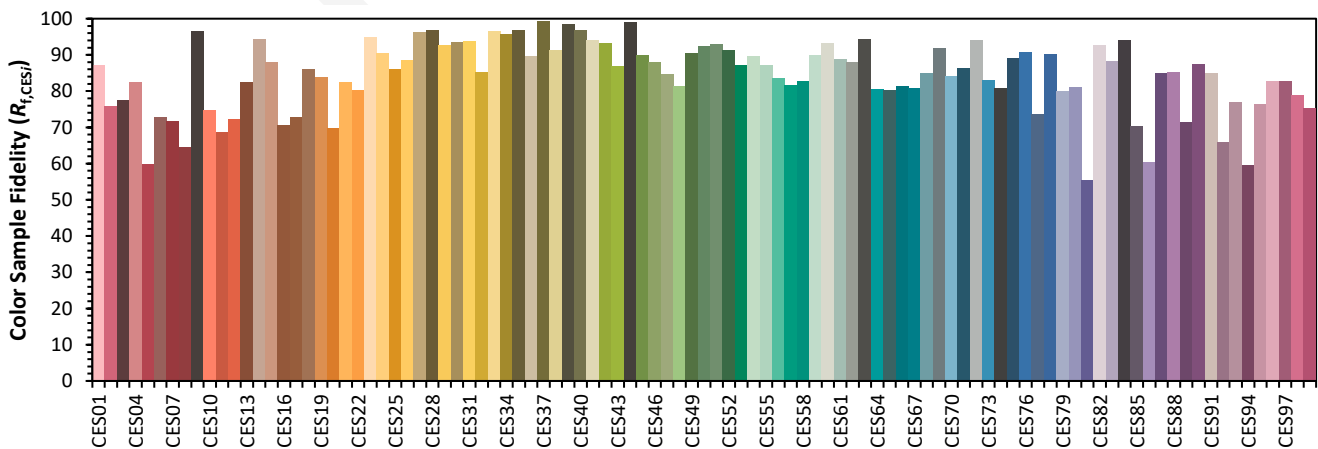
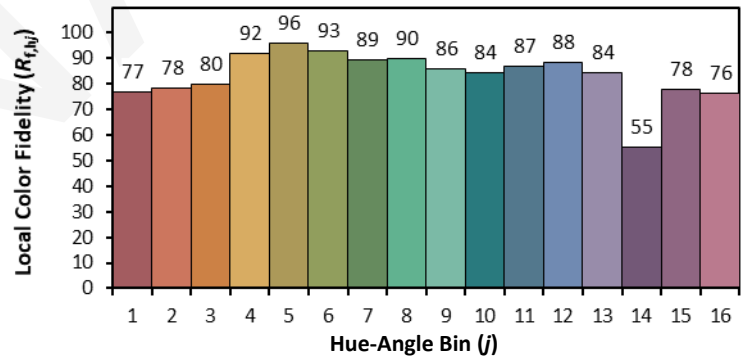
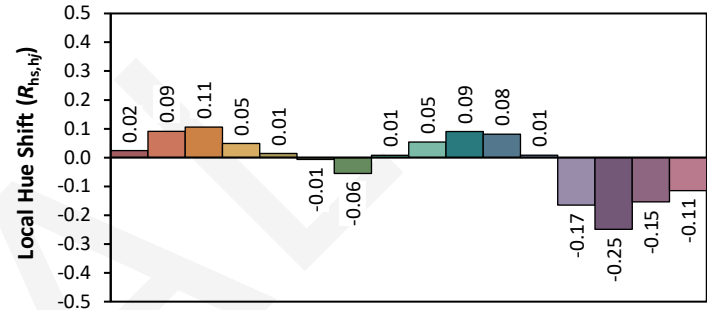
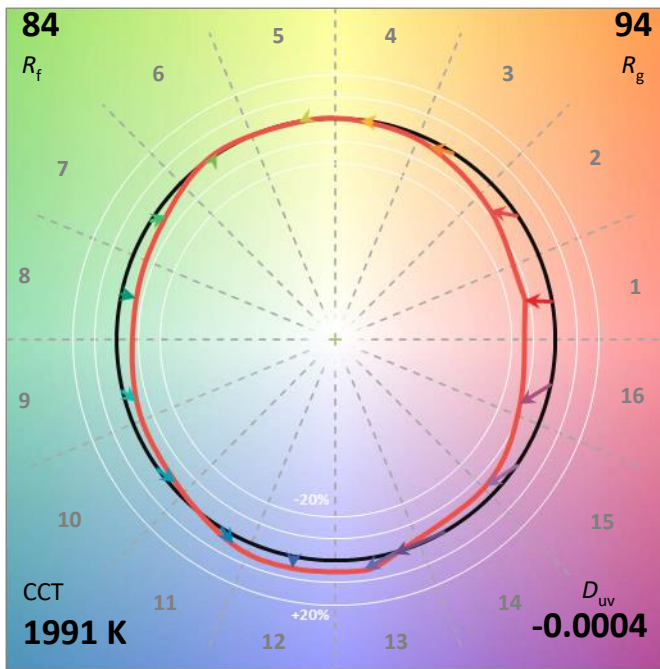
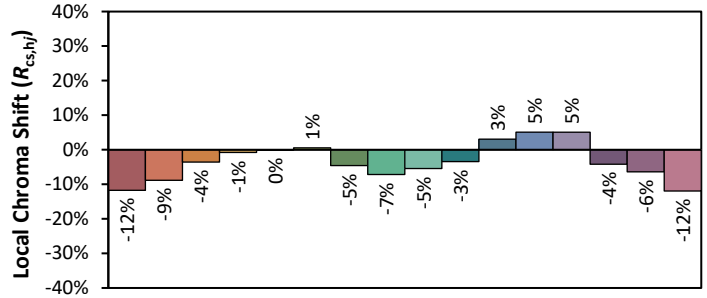
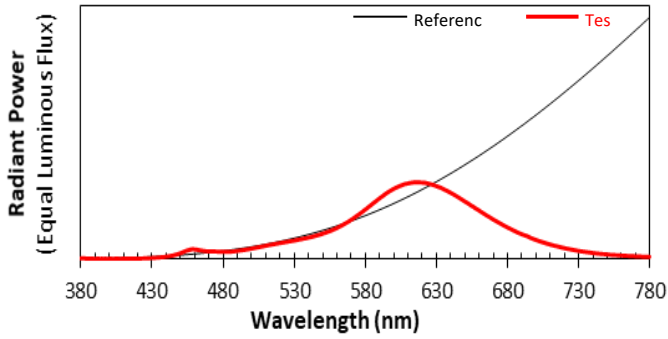
Voltage(V)	Frequency(Hz)	Current(A)	Power (W)	Power Factor	Luminous Flux(lm)	Efficacy(lm/W)
120.0	60	0.04046	3.714	0.7651	351.77	94.72

Radiant Flux (W)	CCT (K)	Duv	x	y	u'	v'
1.248	1992	-0.000371	0.5267	0.4120	0.3057	0.5381

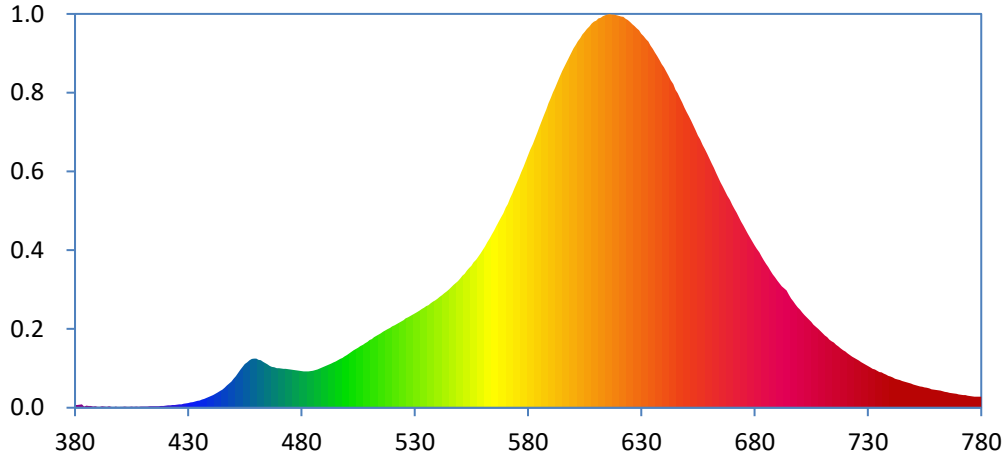
Color Rendering Index

Ra			
80.9			
R1	R2	R3	R4
80	94	90	77
R5	R6	R7	R8
81	96	77	52
R9	R10	R11	R12
9	88	78	89
R13	R14	R15	
83	95	71	





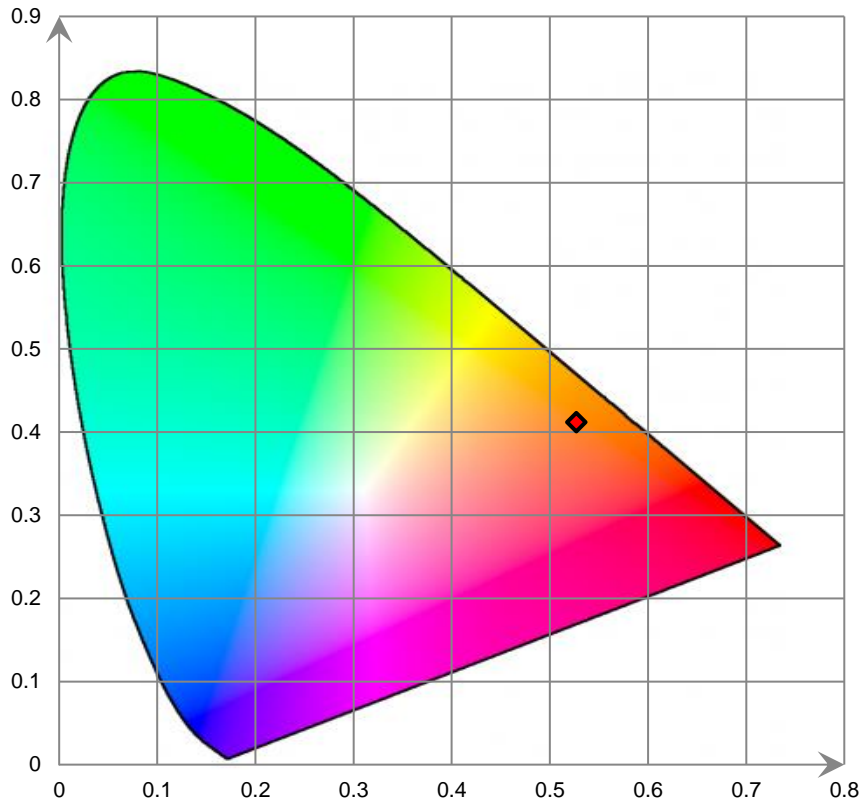
Relative Spectral Power Distribution



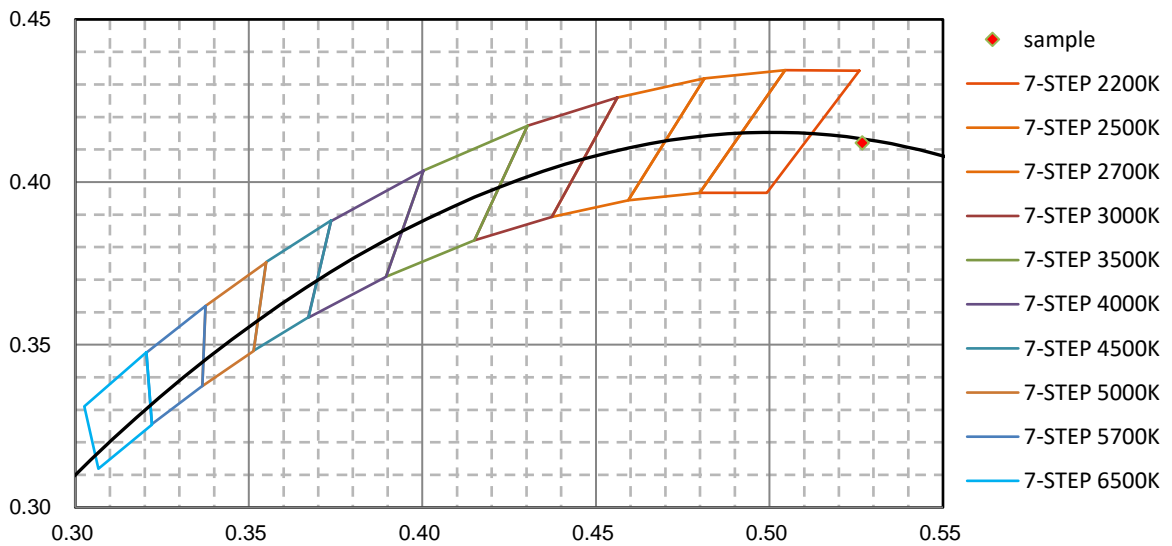
nm	mW	nm	mW	nm	mW	nm	mW	nm	mW
380	6.730E-02	421	5.740E-02	462	1.207E+00	503	1.452E+00	544	2.948E+00
381	6.609E-02	422	5.783E-02	463	1.163E+00	504	1.486E+00	545	2.997E+00
382	7.902E-02	423	6.682E-02	464	1.128E+00	505	1.523E+00	546	3.051E+00
383	8.492E-02	424	7.120E-02	465	1.099E+00	506	1.560E+00	547	3.108E+00
384	2.819E-02	425	7.833E-02	466	1.059E+00	507	1.597E+00	548	3.157E+00
385	5.552E-02	426	8.696E-02	467	1.037E+00	508	1.637E+00	549	3.209E+00
386	4.569E-02	427	8.927E-02	468	1.023E+00	509	1.666E+00	550	3.271E+00
387	4.264E-02	428	1.024E-01	469	1.004E+00	510	1.711E+00	551	3.343E+00
388	3.231E-02	429	1.103E-01	470	9.982E-01	511	1.740E+00	552	3.395E+00
389	3.409E-02	430	1.201E-01	471	9.930E-01	512	1.789E+00	553	3.473E+00
390	2.162E-02	431	1.304E-01	472	9.868E-01	513	1.824E+00	554	3.540E+00
391	2.353E-02	432	1.428E-01	473	9.874E-01	514	1.853E+00	555	3.597E+00
392	3.379E-02	433	1.596E-01	474	9.806E-01	515	1.888E+00	556	3.686E+00
393	3.032E-02	434	1.718E-01	475	9.691E-01	516	1.926E+00	557	3.747E+00
394	2.367E-02	435	1.818E-01	476	9.615E-01	517	1.954E+00	558	3.833E+00
395	3.824E-02	436	2.042E-01	477	9.492E-01	518	1.992E+00	559	3.917E+00
396	2.098E-02	437	2.251E-01	478	9.470E-01	519	2.027E+00	560	4.005E+00
397	1.493E-02	438	2.438E-01	479	9.331E-01	520	2.064E+00	561	4.091E+00
398	2.811E-02	439	2.711E-01	480	9.266E-01	521	2.087E+00	562	4.197E+00
399	1.646E-02	440	2.965E-01	481	9.217E-01	522	2.120E+00	563	4.288E+00
400	2.334E-02	441	3.228E-01	482	9.195E-01	523	2.155E+00	564	4.390E+00
401	1.997E-02	442	3.523E-01	483	9.230E-01	524	2.189E+00	565	4.489E+00
402	2.541E-02	443	3.844E-01	484	9.247E-01	525	2.219E+00	566	4.599E+00
403	2.073E-02	444	4.224E-01	485	9.386E-01	526	2.264E+00	567	4.705E+00
404	2.335E-02	445	4.567E-01	486	9.502E-01	527	2.293E+00	568	4.815E+00
405	2.489E-02	446	5.047E-01	487	9.705E-01	528	2.322E+00	569	4.928E+00
406	2.363E-02	447	5.613E-01	488	9.915E-01	529	2.354E+00	570	5.060E+00
407	2.682E-02	448	6.118E-01	489	1.018E+00	530	2.385E+00	571	5.165E+00
408	2.340E-02	449	6.618E-01	490	1.041E+00	531	2.420E+00	572	5.307E+00
409	2.579E-02	450	7.309E-01	491	1.063E+00	532	2.459E+00	573	5.430E+00
410	2.812E-02	451	7.994E-01	492	1.095E+00	533	2.500E+00	574	5.570E+00
411	2.990E-02	452	8.815E-01	493	1.119E+00	534	2.531E+00	575	5.693E+00
412	2.550E-02	453	9.583E-01	494	1.147E+00	535	2.573E+00	576	5.824E+00
413	3.412E-02	454	1.036E+00	495	1.174E+00	536	2.603E+00	577	5.974E+00
414	3.329E-02	455	1.104E+00	496	1.206E+00	537	2.645E+00	578	6.100E+00
415	3.411E-02	456	1.151E+00	497	1.238E+00	538	2.691E+00	579	6.248E+00
416	3.641E-02	457	1.202E+00	498	1.263E+00	539	2.722E+00	580	6.390E+00
417	3.826E-02	458	1.237E+00	499	1.304E+00	540	2.763E+00	581	6.537E+00
418	4.633E-02	459	1.243E+00	500	1.337E+00	541	2.812E+00	582	6.677E+00
419	4.587E-02	460	1.243E+00	501	1.375E+00	542	2.850E+00	583	6.827E+00
420	5.399E-02	461	1.217E+00	502	1.414E+00	543	2.901E+00	584	6.971E+00

nm	mW	nm	mW	nm	mW	nm	mW	nm	mW
585	7.120E+00	626	9.719E+00	667	5.488E+00	708	1.997E+00	749	6.094E-01
586	7.269E+00	627	9.672E+00	668	5.375E+00	709	1.944E+00	750	5.892E-01
587	7.416E+00	628	9.613E+00	669	5.263E+00	710	1.887E+00	751	5.718E-01
588	7.551E+00	629	9.563E+00	670	5.143E+00	711	1.828E+00	752	5.517E-01
589	7.712E+00	630	9.477E+00	671	5.038E+00	712	1.787E+00	753	5.395E-01
590	7.844E+00	631	9.415E+00	672	4.940E+00	713	1.727E+00	754	5.275E-01
591	7.990E+00	632	9.335E+00	673	4.825E+00	714	1.686E+00	755	5.130E-01
592	8.117E+00	633	9.281E+00	674	4.717E+00	715	1.648E+00	756	5.056E-01
593	8.253E+00	634	9.175E+00	675	4.619E+00	716	1.593E+00	757	4.882E-01
594	8.401E+00	635	9.096E+00	676	4.513E+00	717	1.552E+00	758	4.684E-01
595	8.531E+00	636	8.998E+00	677	4.408E+00	718	1.503E+00	759	4.616E-01
596	8.649E+00	637	8.907E+00	678	4.310E+00	719	1.458E+00	760	4.479E-01
597	8.764E+00	638	8.811E+00	679	4.212E+00	720	1.422E+00	761	4.401E-01
598	8.876E+00	639	8.705E+00	680	4.112E+00	721	1.372E+00	762	4.298E-01
599	8.988E+00	640	8.626E+00	681	4.025E+00	722	1.337E+00	763	4.147E-01
600	9.099E+00	641	8.515E+00	682	3.936E+00	723	1.295E+00	764	4.050E-01
601	9.189E+00	642	8.413E+00	683	3.833E+00	724	1.264E+00	765	3.911E-01
602	9.285E+00	643	8.298E+00	684	3.730E+00	725	1.226E+00	766	3.779E-01
603	9.362E+00	644	8.201E+00	685	3.643E+00	726	1.195E+00	767	3.707E-01
604	9.457E+00	645	8.059E+00	686	3.565E+00	727	1.160E+00	768	3.617E-01
605	9.525E+00	646	7.968E+00	687	3.466E+00	728	1.124E+00	769	3.549E-01
606	9.596E+00	647	7.847E+00	688	3.381E+00	729	1.091E+00	770	3.388E-01
607	9.665E+00	648	7.730E+00	689	3.302E+00	730	1.055E+00	771	3.312E-01
608	9.733E+00	649	7.600E+00	690	3.221E+00	731	1.024E+00	772	3.193E-01
609	9.781E+00	650	7.485E+00	691	3.153E+00	732	9.875E-01	773	3.169E-01
610	9.806E+00	651	7.385E+00	692	3.079E+00	733	9.659E-01	774	3.076E-01
611	9.861E+00	652	7.271E+00	693	3.027E+00	734	9.384E-01	775	2.935E-01
612	9.880E+00	653	7.151E+00	694	2.970E+00	735	9.069E-01	776	2.857E-01
613	9.918E+00	654	7.024E+00	695	2.870E+00	736	8.929E-01	777	2.796E-01
614	9.949E+00	655	6.893E+00	696	2.769E+00	737	8.609E-01	778	2.776E-01
615	9.959E+00	656	6.803E+00	697	2.696E+00	738	8.404E-01	779	2.780E-01
616	9.973E+00	657	6.651E+00	698	2.616E+00	739	8.061E-01	780	2.783E-01
617	9.960E+00	658	6.547E+00	699	2.546E+00	740	7.870E-01		
618	9.964E+00	659	6.434E+00	700	2.486E+00	741	7.637E-01		
619	9.944E+00	660	6.315E+00	701	2.415E+00	742	7.365E-01		
620	9.932E+00	661	6.191E+00	702	2.344E+00	743	7.154E-01		
621	9.917E+00	662	6.080E+00	703	2.291E+00	744	7.003E-01		
622	9.906E+00	663	5.948E+00	704	2.232E+00	745	6.784E-01		
623	9.860E+00	664	5.827E+00	705	2.174E+00	746	6.610E-01		
624	9.825E+00	665	5.707E+00	706	2.106E+00	747	6.429E-01		
625	9.771E+00	666	5.602E+00	707	2.049E+00	748	6.271E-01		

CIE 1931xy Chromaticity Diagram



7-Step Chromaticity Quadrangles



[Goniophotometer System]

Total operating time for luminous intensity distribution: **1.0hour**

Test orientation: **Base Up**

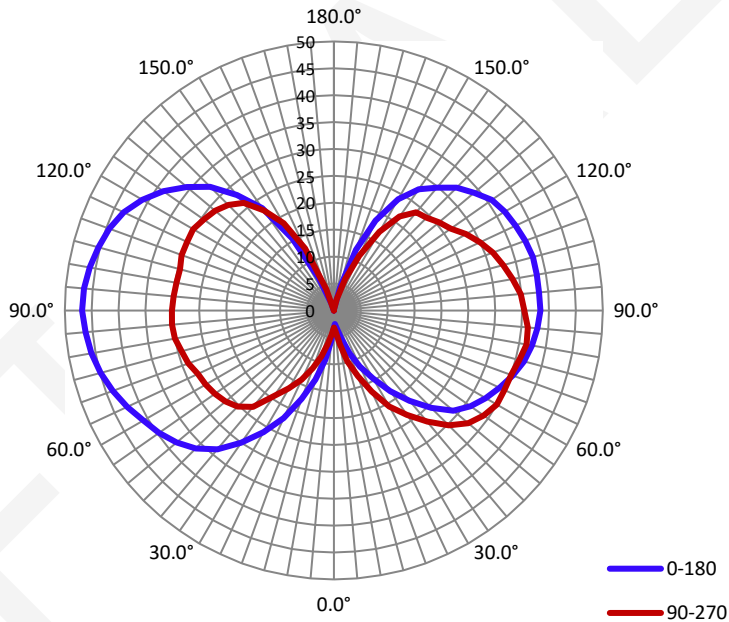
Electrical Measurement

Input Voltage(V)	Frequency(Hz)	Input Current(A)	Power (W)	Power Factor
120.0	60	0.041	3.73	0.758

Photometric Measurement

Luminous Flux(lm)	Efficacy(lm/W)	I _{max} (cd)	S/MH(C0/180)	S/MH(C90/270)
353.5	94.83	46.8	5.46	5.03

Luminous Intensity Distribution



	C0/180	C45/225	C90/270	C135/315	AVG.
Beam Angle(50%I _{max}):	295.4	299.4	299.2	295.4	297.4
Field Angle(10%I _{max}):	321.3	319.7	323.3	321.8	321.5

Luminous Intensity (cd) Distribution Data

C γ	0°	22.5°	45°	67.5°	90°	112.5°	135°	157.5°
0.0°	3.2	3.2	3.2	3.2	3.2	3.2	3.2	3.2
5.0°	2.5	2.5	2.7	3.2	3.9	4.5	5.0	5.5
10.0°	3.5	3.8	3.9	4.8	6.3	7.3	7.3	8.3
15.0°	5.5	6.3	6.2	6.4	9.8	11.4	10.4	11.8
20.0°	8.5	8.5	9.6	8.3	13.0	15.2	13.7	15.0
25.0°	11.5	10.4	13.0	10.1	16.6	18.6	17.0	18.5
30.0°	14.6	12.0	16.5	12.2	20.6	21.0	20.5	21.5
35.0°	18.3	13.9	20.3	14.3	23.7	23.2	24.4	25.3
40.0°	21.9	16.0	24.1	17.7	27.0	26.0	28.4	28.7
45.0°	25.6	18.0	27.9	21.1	30.2	28.1	31.5	31.7
50.0°	29.0	19.9	31.1	22.7	32.6	28.7	33.7	33.9
55.0°	31.0	21.3	33.2	23.9	34.0	29.6	35.4	35.2
60.0°	32.6	22.2	35.1	24.6	35.0	30.1	36.9	36.1
65.0°	34.0	23.1	36.5	25.3	35.0	30.4	37.9	36.7
70.0°	35.4	23.7	37.5	25.7	35.1	30.7	39.0	37.1
75.0°	36.6	24.1	38.3	26.5	35.7	30.8	39.8	37.7
80.0°	37.4	24.3	38.8	27.2	36.4	30.8	40.5	37.9
85.0°	38.0	24.5	39.3	27.7	36.2	30.3	40.7	38.1
90.0°	38.4	24.6	39.4	27.7	35.4	29.5	40.9	38.0
95.0°	38.3	24.8	39.2	27.7	34.9	28.8	40.3	37.6
100.0°	38.3	24.9	39.0	27.6	33.7	28.1	39.7	37.1
105.0°	38.3	25.2	38.4	27.3	32.6	27.9	39.4	36.6
110.0°	37.9	25.2	37.9	26.8	31.5	27.2	39.1	36.1
115.0°	37.3	25.2	37.3	26.9	30.0	26.9	38.6	35.3
120.0°	36.7	25.3	36.7	27.0	28.4	26.9	38.1	34.3
125.0°	35.8	25.4	35.6	26.4	26.5	27.5	37.1	33.3
130.0°	34.0	25.2	34.1	26.2	25.5	28.1	35.5	31.8
135.0°	32.3	24.6	32.9	25.6	24.4	28.4	34.0	29.5
140.0°	29.8	23.2	30.9	25.0	23.8	26.3	29.9	26.0
145.0°	27.5	21.2	28.1	22.3	21.3	21.2	24.6	20.9
150.0°	23.9	17.4	23.7	18.1	16.9	15.3	17.3	14.9
155.0°	18.4	14.0	17.8	14.9	11.2	10.3	10.1	8.7
160.0°	12.0	10.0	10.4	5.6	6.2	5.1	3.8	3.3
165.0°	4.6	4.4	3.6	0.3	2.2	0.8	0.6	0.4
170.0°	0.2	0.2	0.1	0.0	0.1	0.0	0.0	0.0
175.0°	0.0	0.0	0.0	0.0	0.0	0.0	0.0	0.0
180.0°	0.0	0.0	0.0	0.0	0.0	0.0	0.0	0.0

Luminous Intensity (cd) Distribution Data (cont.)

C Y	180°	202.5°	225°	247.5°	270°	292.5°	315°	337.5°
0.0°	3.2	3.2	3.2	3.2	3.2	3.2	3.2	3.2
5.0°	5.8	5.9	5.6	5.2	4.5	3.8	3.2	2.7
10.0°	9.3	9.1	8.5	7.9	6.3	5.7	5.2	4.0
15.0°	13.3	11.8	12.3	11.3	8.8	8.7	8.3	5.7
20.0°	17.5	14.3	16.6	14.9	11.4	12.6	11.4	7.5
25.0°	22.1	16.6	21.2	18.8	14.2	16.4	14.6	9.4
30.0°	26.1	18.5	25.3	22.5	16.7	20.0	18.2	11.3
35.0°	30.0	20.1	29.2	25.6	19.4	23.2	21.7	13.6
40.0°	33.7	21.9	32.7	28.8	23.4	26.4	24.8	16.4
45.0°	36.3	23.3	35.2	31.2	25.3	28.8	28.1	20.4
50.0°	38.2	24.3	36.7	32.7	26.3	29.6	31.2	22.2
55.0°	39.7	25.2	38.1	33.3	27.0	29.9	33.2	23.3
60.0°	40.9	25.9	38.8	34.2	27.5	29.7	34.2	23.6
65.0°	42.4	26.2	39.6	35.1	27.9	30.0	34.7	23.5
70.0°	43.7	27.2	40.7	35.7	28.8	29.8	34.7	23.7
75.0°	44.9	27.2	41.6	36.4	29.3	29.8	35.4	24.1
80.0°	45.8	27.6	42.4	36.7	30.0	30.1	36.4	24.9
85.0°	46.3	27.7	42.6	36.6	30.2	30.3	36.7	25.2
90.0°	46.8	27.6	43.4	36.5	30.1	30.2	36.8	25.4
95.0°	46.6	27.4	43.7	36.0	29.9	30.0	36.8	25.5
100.0°	46.1	27.3	44.0	35.7	29.7	29.7	36.8	25.6
105.0°	45.3	26.9	43.6	35.3	29.6	29.0	36.3	25.2
110.0°	44.4	26.7	43.3	35.0	30.1	28.8	36.1	24.6
115.0°	43.1	26.5	42.8	34.8	30.1	28.6	35.1	24.3
120.0°	41.1	26.1	41.8	33.8	30.2	28.4	34.1	23.7
125.0°	38.7	25.5	39.9	32.7	29.5	27.5	32.7	23.1
130.0°	35.7	24.2	37.6	30.9	28.8	27.2	31.5	22.3
135.0°	32.5	22.6	34.9	28.7	27.7	27.0	29.3	21.5
140.0°	28.0	20.1	31.1	25.5	26.1	25.9	27.5	20.3
145.0°	23.2	16.1	26.0	22.0	22.7	22.1	24.2	19.3
150.0°	15.4	12.1	17.4	16.5	18.7	17.5	14.8	17.2
155.0°	6.5	5.7	5.4	9.4	12.7	12.6	3.1	13.2
160.0°	1.4	1.2	1.5	3.4	4.2	2.5	5.9	3.8
165.0°	0.3	0.3	0.3	0.3	0.3	0.8	1.0	0.5
170.0°	0.0	0.0	0.0	0.0	0.1	0.1	0.1	0.0
175.0°	0.0	0.0	0.0	0.0	0.0	0.0	0.0	0.0
180.0°	0.0	0.0	0.0	0.0	0.0	0.0	0.0	0.0

Zonal Lumen Density Measurement

Deg	Flux (lm)	%
0-5	0.0	0.02
5-10	0.4	0.11
10-15	0.9	0.26
15-20	1.8	0.51
20-25	2.9	0.84
25-30	4.3	1.22
30-35	6.0	1.67
35-40	7.8	2.20
40-45	9.8	2.77
45-50	11.7	3.29
50-55	13.1	3.72
55-60	14.4	4.10
60-65	15.6	4.41
65-70	16.6	4.70
70-75	17.4	4.94
75-80	18.2	5.14
80-85	18.6	5.28
85-90	19.0	5.34
90-95	18.9	5.32
95-100	18.5	5.24
100-105	18.1	5.11
105-110	17.4	4.93
110-115	16.7	4.71
115-120	15.8	4.45
120-125	14.6	4.13
125-130	13.3	3.75
130-135	11.8	3.34
135-140	10.2	2.89
140-145	8.2	2.32
145-150	6.0	1.68
150-155	3.5	1.02
155-160	1.7	0.47
160-165	0.5	0.15
165-170	0.0	0.02
170-175	0.0	0.00
175-180	0.0	0.00

Deg	Flux (lm)	%
0-5	0.1	0.02
0-10	0.5	0.13
0-15	1.4	0.40
0-20	3.2	0.90
0-25	6.1	1.73
0-30	10.5	2.96
0-35	16.4	4.64
0-40	24.2	6.83
0-45	33.9	9.60
0-50	45.5	12.88
0-55	58.7	16.60
0-60	73.1	20.69
0-65	88.7	25.10
0-70	105.3	29.79
0-75	122.7	34.72
0-80	140.9	39.86
0-85	159.6	45.14
0-90	178.4	50.48
0-95	197.2	55.80
0-100	215.8	61.04
0-105	233.8	66.15
0-110	251.3	71.08
0-115	268.0	75.80
0-120	283.7	80.25
0-125	298.3	84.39
0-130	311.6	88.14
0-135	323.4	91.48
0-140	333.6	94.36
0-145	341.8	96.68
0-150	347.7	98.36
0-155	351.3	99.38
0-160	353.0	99.84
0-165	353.4	99.98
0-170	353.5	100.00
0-175	353.5	100.00
0-180	353.5	100.00

[Additional Test]

Test Item	Test Voltage (V)	Frequency (Hz)	Test Result
Power Factor:	120.0	60	0.7651
Total Harmonic Distortion:	120.0	60	83.94%

6. Product Photo



Directions

1. The information marked "superscript #" is provided by the applicant, the laboratory is not responsible for its authenticity and this information can affect the validity of the result in the test report.
2. Unless otherwise stated the results shown in this test report refer only to the sample(s) tested.
3. Otherwise required by the applicant or Product Regulations, Decision Rule in this report did not consider the uncertainty.
4. The extended uncertainty given in this report is obtained by combining the standard uncertainty times the coverage factor K with the 95% confidence interval.
5. This report cannot be reproduced except in full, without prior written approval of the Company.
6. This report is valid only with a valid digital signature. The digital signature may be available only under the Adobe software above version 7.0.

*****END OF REPORT*****