



# Evolution in Retrofitting



Project Name:	Type:
Part Number:	Date:

# PINFIT PL OMNI

## FEATURES

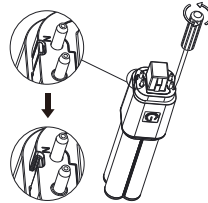
- Patented modular socket design allows easy switch of the lamp socket from G24q to G24d in the field
- Embedded universal driver suitable for electronic ballast, magnetic ballast or no-ballast environments
- HYBRid installation - DIrect or BYPass
- Replaces G24d, GX24d (2-pin), G24q & GX24q (4-pin) 13W-26W CFL lamps
- Omni directional light distribution equivalent to fluorescent lamps
- May be installed horizontally and vertically
- Exceptional high efficacy up to 128 LPW
- 9W models are 0-10V dimmable (ballast dependent)\*
- UL listed for damp locations and totally enclosed fixtures\*\*
- Lamp ambient temperature: -4°F to 113°F (-20°C to 45°C)
- Fixture operating temperature: -4°F to 95°F (-20°C to 35°C)
- Rated lifetime (L70): 50,000hrs
- 5 year limited warranty\*\*\*



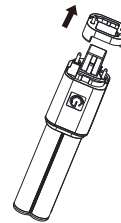
## FOCUS FEATURE

The revolutionary modular socket design of the PinFit PL Omni allows easy switch of the lamp socket from G24q to G24d in the field, offering great installation versatility. Simply use a screwdriver to pry open the buckle and remove the modular socket and the transformation from a 4 pins lamp to a 2 pins lamp is done.

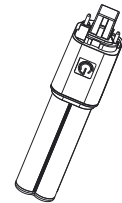
**Step 1**  
Pry open the buckle



**Step 2**  
Remove the modular socket



**Step 3**  
Lamp is transformed into 2 pins mode



## SPECIFICATIONS

Product	Model	Equiv.	Input Voltage	Wattage	Lumens	CCT	CRI	Efficacy (LPW)	Power Factor	THD	Beam Angle	Dim.*	Fixture Rating**
36732	6.8PLO/827/HYB/PF	13W-18W	120-277V	6.8	720	2700K	82	106	0.9	<20%	360°	N.A.	Enclosed
36733	6.8PLO/830/HYB/PF	13W-18W	120-277V	6.8	740	3000K	82	109	0.9	<20%	360°	N.A.	Enclosed
36734	6.8PLO/835/HYB/PF	13W-18W	120-277V	6.8	800	3500K	82	118	0.9	<20%	360°	N.A.	Enclosed
36735	6.8PLO/840/HYB/PF	13W-18W	120-277V	6.8	800	4000K	82	118	0.9	<20%	360°	N.A.	Enclosed
36736	9PLO/827/HYB/PF	26W	120-277V	9	1,050	2700K	82	117	0.9	<20%	360°	Yes	Enclosed
36737	9PLO/830/HYB/PF	26W	120-277V	9	1,100	3000K	82	122	0.9	<20%	360°	Yes	Enclosed
36738	9PLO/835/HYB/PF	26W	120-277V	9	1,150	3500K	82	128	0.9	<20%	360°	Yes	Enclosed
36739	9PLO/840/HYB/PF	26W	120-277V	9	1,150	4000K	82	128	0.9	<20%	360°	Yes	Enclosed

\* Ballast Dependent. Please refer to [www.greencreative.com](http://www.greencreative.com) for full ballast compatibility list.

\*\* Suitable for use in totally enclosed fixtures. Please make sure the minimum dimensions of the lamp compartment in the fixture meet the guidelines in the installation guide.