




GREENCREATIVE

PXCYL
SERIES

Elevate Your Atmosphere Upward and Downward

Direct / Indirect Cylinder





Innovative Dual Directional Optical Design

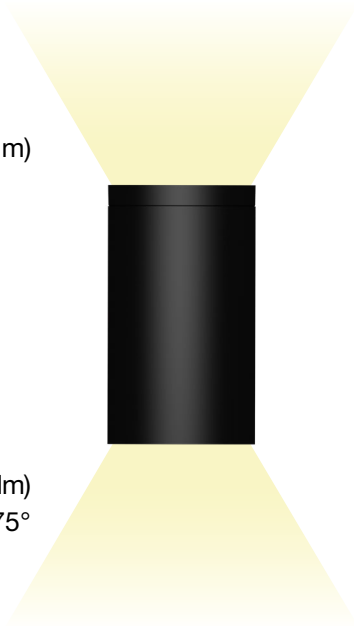
The unique circular upward optic design allows for both indirect and direct light sources to be packed within a compact cylinder profile. With only 1.5" depth added, the product elevates your atmosphere with a brighter and more spacious ceiling while still keeping a pleasant unobstructive floating cylinder in the space.

UPLIGHT

Light Output 30% (500lm - 1,600lm)
Beam Angle 60° / 75°

DOWNLIGHT

Light Output 70% (1,300lm - 4,000lm)
Beam Angle 15° / 25° / 40° / 60° / 75°




Elevate Your Atmosphere Upward and Downward

Discover the pinnacle of suspended cylinder lighting with a uniquely singular point fixture that delivers pristine direct and indirect illumination. The design enhances spatial perception and eliminates any trace of a cave-like feel.



Central Monopoint Suspension for Clean Shadowless Light

Available for either stem pendant or cable suspension with central monopoint mounting, the PXCYL direct / indirect cylinder brings a clean shadowless upward lighting effect on the ceiling, providing a sense of depth and security while limiting the cave effect.



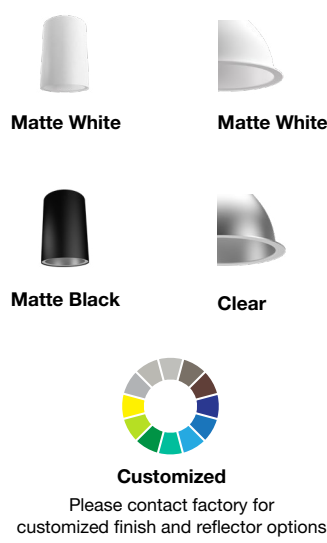
A Complementary Solution in PXCYL Cylinder Series Family

Featuring the same design and finish options as the PXCYL downlight cylinders, the direct/indirect model also includes SelectDrive technology, allowing for three adjustable lumen output levels. With a high CRI of 90 and precise LED binning, it provides excellent color accuracy and uniform illumination in both upward and downward directions.

Mounting Options



Cylinder Finishes Reflector Colors





Direct / Indirect Cylinder



GREENCREATIVE

Your Partner for Professional Lighting Solutions

