



GREENCREATIVE

**PXCYL**  
SERIES

# Redefine clarity

A versatile cylinder with  
brilliant performance






## Comprehensive Mounting Choices

### Pendant

From 12" to 48" in standard length and finish, pendant stem and canopy can be customized on demand on both length and finish to match your most imaginative interior design. A Jbox canopy cover is also available for pendant, with conduits pass through, for a nice industrial and modern finish.



### Suspension

Customized in length and finish from 12" to 96". Suspension mounting with cables provide more flexibility and give your space a casual look for enhancing the design style.



### Surface

Smooth integration in any decor. Easily mount with twist and lock feature on standard 4" J-box.



### Wall & Wall Uplight

Accenting textured surface, pathways or columns. Give space the coziest atmosphere.



Note: Additional Wall Wash accessory is available. Wet location option for Surface and Wall mount is available.

## Benefits

### Optimal Flexibility


Industry leading field-selectable lumen output, five field changeable optical distributions, and wide range of dimming options.

### Comprehensive Mounting Choices

Multiple mounting options means more customization. From artistic to purely utilitarian, PXCYL is suitable for any commercial or residential applications.

### Smooth and Subtle

A shallow design and refined finish offer a simplistic yet polished aesthetic.



## Multiple Sizes

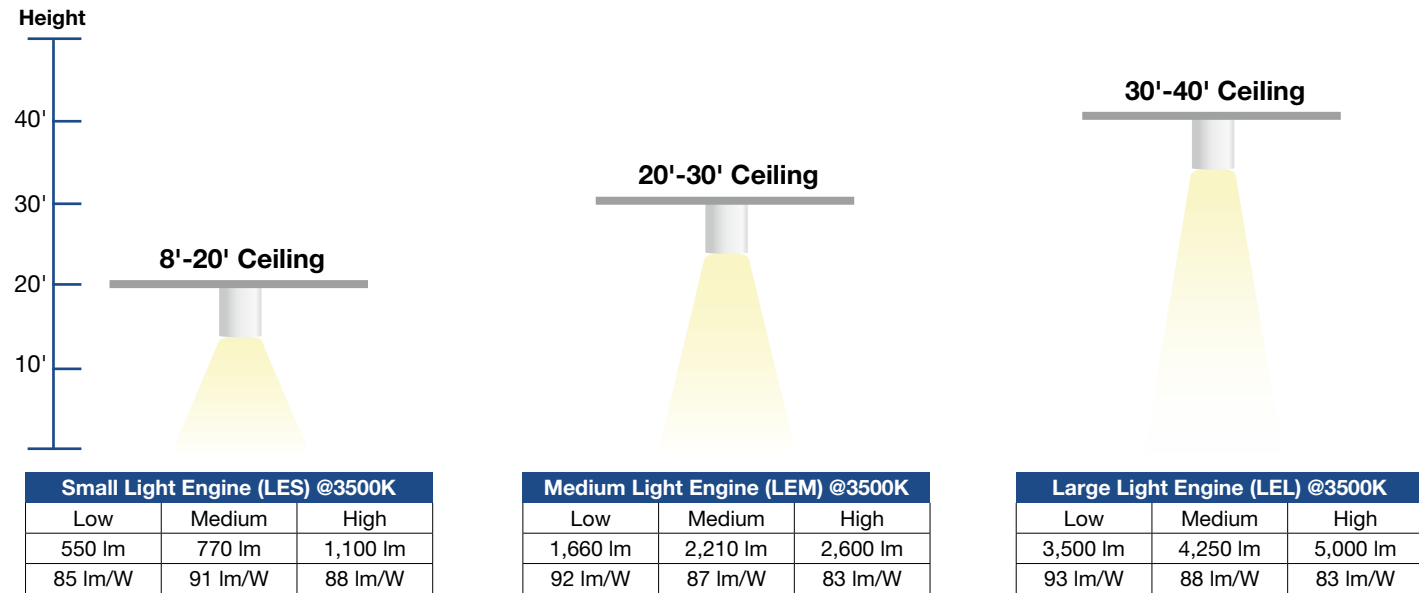
Multiple sizes to complement any project, from matching footprint for your retrofit project to any ceiling height design preference.



Scan Above or Click Here to Check 2" PXCYL



### 3 Lumen Packages



Note: Small light engine is available for 2", 4", 6" & 8" cylinders. Medium light engine is available for 4", 6" & 8" cylinders. Large light engine is available for 6" & 8" cylinders

### Additional Controls

#### Standard Drivers

PXCYL cylinder downlight comes standard with SelectDrive technology, allowing for field selection of three lumen outputs with just a flip of switch on the driver with either 120V or 0-10V dimmable options.



#### Driver & Control Options

Take even more control with a variety of 3rd party control system options with static lumen output. Details of the options are available in product specification sheet.



### Various Colors

#### Cylinder Finishes

#### Reflector Colors




Matte White



Matte White



Matte Black



Clear



Customized

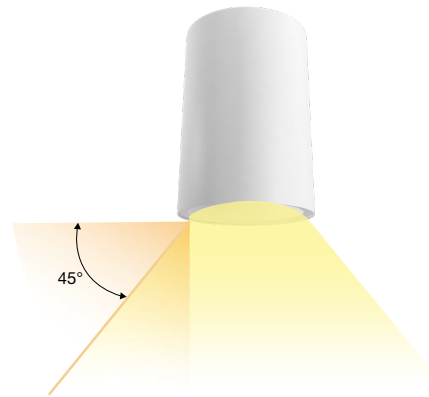
Please contact factory for customized finish and reflector options





## Deep Cutoff

Designed to minimize aperture brightness and reduce glare for maximum visual comfort in demanding office, healthcare and educational environments.



## 5 Color Temperatures

The PXCYL cylinder downlight COB LED is binned to 3-step SDCM to ensure color uniformity across the different CCT. It comes standard with 90 CRI minimum, and up to 97 CRI with TRUE CHROMA in 3000K.

Day Light 5000K	90+ CRI
Cool White Light 4000K	90+ CRI
Neutral White Light 3500K	90+ CRI
Warm White Light 3000K	TRUE CHROMA
Soft White Light 2700K	90+ CRI



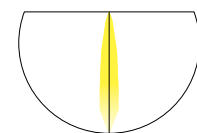
## Superior Color Accuracy

TRUE CHROMA technology, has the highest color accuracy standard in the market. Rest assured that new spaces lit with PXCYL cylinder downlight powered by TRUE CHROMA will look their best.

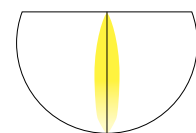


## 5 Beam Angles

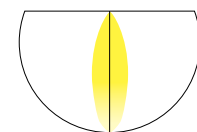
Field interchangeable optics, provide five crisp beam angles and allow for broad design flexibility. Choose from Spot, Very Narrow, Narrow, Medium or Wide optical distributions to maximize the lighting performance of any sized space and ceiling height with maximization of Spacing Criteria and floor or wall foot candles.



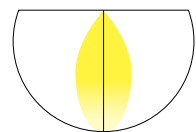
Spot 15°



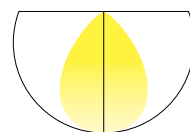
Very Narrow 25°



Narrow 40°



Medium 60°



Wide 75°





GREENCREATIVE

**Your Partner for Professional Lighting Solutions**

