



GREENCREATIVE

**PXCYL**  
SERIES

**2"**

# Redefine clarity

A versatile cylinder with  
brilliant performance







**PXCYL**  
SERIES



# Slim | Brilliant | Flexible

## Benefits

### Optimal Flexibility

Industry leading field-selectable lumen output, four field changeable optical distributions, and wide range of dimming options.

### Comprehensive Mounting Choices

Multiple mounting options means more customization. From artistic to purely utilitarian, PXCYL is suitable for any commercial or residential applications.

### Smooth and Subtle

A shallow design and refined finish offer a simplistic yet polished aesthetic.

## Comprehensive Mounting Choices

### Pendant

From 12" to 48" in standard length and finish, pendant stem and canopy can be customized on demand on both length and finish to match your most imaginative interior design. A Jbox canopy cover is also available for pendant, with conduits pass through, for a nice industrial and modern finish.



### Suspension

Customized in length and finish from 12" to 96". Suspension mounting with cables provide more flexibility and give your space a casual look for enhancing the design style.



### Wall & Wall Uplight

Accenting textured surface, pathways or columns. Give space the coziest atmosphere.





## Track

Suspended mount ready for single circuit J type track system.

Pair with our ORBIT track light for consistent interior design.

## Surface

Smooth integration in any decor.

Easily mount with twist and lock feature on standard 4" J-box.


Flangeless surface mount kit is available for seamless integration of the 2" PXCYL cylinder on the ceiling.



## Additional Controls

### Standard Drivers

PXCYL cylinder downlight comes standard with SelectDrive technology, allowing for field selection of three lumen outputs with just a flip of switch on the driver with either 120V or 0-10V dimmable options.



SelectDrive



DIMMABLE



DIMMABLE

### Driver & Control Options

Take even more control with a variety of 3rd party control system options with static lumen output. Details of the options are available in product specification sheet.



eldoLED







## Various Colors

### Cylinder Finishes



Matte White



Matte Black

### Reflector Colors



Matte White



Clear

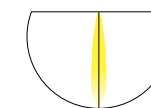


Customized

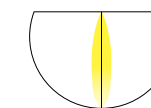
Please contact factory for customized finish and reflector options

## 4 Beam Angles

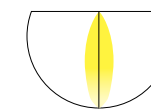
Field interchangeable optics, provide five crisp beam angles and allow for broad design flexibility. Choose from Spot, Very Narrow, Narrow, Medium optical distributions to maximize the lighting performance of any sized space and ceiling height with maximization of Spacing Criteria and floor or wall foot candles.



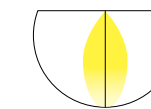
Spot 15°



Very Narrow 25°



Narrow 40°



Medium 60°

## 5 Color Temperatures

The PXCYL cylinder downlight COB LED is binned to 3-step SDCM to ensure color uniformity across the different CCT. It comes standard with 90 CRI minimum, and up to 97 CRI with TRUE CHROMA in 3000K.

Day Light 5000K	90+ CRI
Cool White Light 4000K	90+ CRI
Neutral White Light 3500K	90+ CRI
Warm White Light 3000K	TRUE CHROMA
Soft White Light 2700K	90+ CRI

## Superior Color Accuracy

TRUE CHROMA technology, has the highest color accuracy standard in the market. Rest assured that new spaces lit with PXCYL cylinder downlight powered by TRUE CHROMA will look their best. Thanks to its very efficient TIR optics with high cbcp combine with the higher 92 CRI bin in a 2 steps SDCM, the PXCYL 2 is the perfect companion for your most demanding commercial or residential project



High CBCP  
High CRI 92  
2 SDCM



GREENCREATIVE

**Your Partner for Professional Lighting Solutions**

