

Project Name:	Type:
Part Number:	Date:

PAR56 40W DIM.

FEATURES

- Suitable to replace 300W halogen
- Dimmable with forward and reverse phase controls*
- Multi optic lens design provides even light distribution
- CRI 90+ produces rich and vibrant colors
- High candela output up to 34,000cd
- Spot, Narrow, Flood beam angles
- Delivers Flicker Free Light (<1% flicker)
- Compact size 1:1 halogen form factor
- Suitable for damp locations and totally enclosed fixtures
- Fixture operating temperature: -4°F to 95°F (-20°C to 35°C)
- Lamp ambient temperature: -4°F to 113°F (-20°C to 45°C)
- Rated Lifetime (L70): 50,000hrs
- Industry leading 5 year warranty**



060821



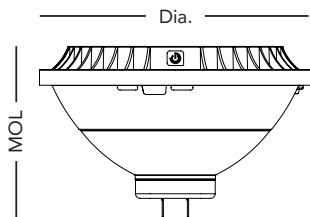
SPECIFICATIONS

Product	Model	Equiv.	Wattage (W)	CCT	Lumens	Efficacy (LPW)	Input Voltage	Beam Angle	CBCP (cd)	CRI	Dim.*	Power Factor (typ.)	Base	Fixture Rating
35416	40PAR56DIM/927SP15	300W	40	2700K	3,800	95	120V	15°	33,300	92	Yes	0.9	GX16d	Enclosed
35417	40PAR56DIM/927NF25	300W	40	2700K	3,800	95	120V	25°	14,700	92	Yes	0.9	GX16d	Enclosed
35418	40PAR56DIM/927FL40	300W	40	2700K	3,800	95	120V	40°	7,100	92	Yes	0.9	GX16d	Enclosed
35419	40PAR56DIM/930SP15	300W	40	3000K	4,000	100	120V	15°	34,000	92	Yes	0.9	GX16d	Enclosed
35420	40PAR56DIM/930NF25	300W	40	3000K	4,000	100	120V	25°	15,000	92	Yes	0.9	GX16d	Enclosed
35421	40PAR56DIM/930FL40	300W	40	3000K	4,000	100	120V	40°	7,200	92	Yes	0.9	GX16d	Enclosed

* This lamp might not be compatible with all dimmers. Please visit www.greencreative.com for compatibility information.

** Please visit www.greencreative.com for Limited Warranty terms.

DIMENSION & WEIGHT



Model	Base	MOL	Dia.	Weight
40PAR56DIM/xxxyyyy	GX16d	4-7/16"	7"	1.98lb

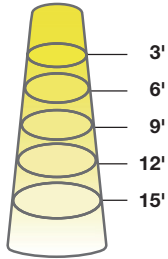
Where xxx means 824-965 which indicates CRI and color temperature
Where yyyy means beam angle



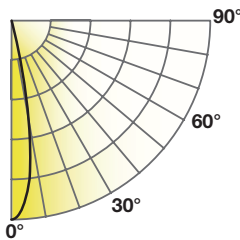
PAR56 40W DIM.

ILLUMINANCE & CANDELA DISTRIBUTION

40PAR56DIM/930SP15

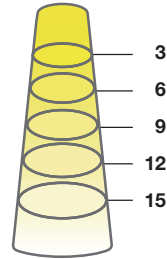


Diameter	Footcandles
0.8	3,778
1.6	944
2.4	420
3.2	236
3.9	151

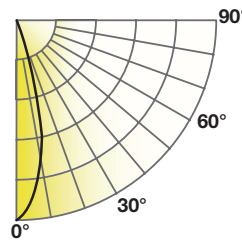


Degree	Candela
0	34,000
5	22,374
15	3,615
25	1,091
35	475
45	254

40PAR56DIM/930NF25

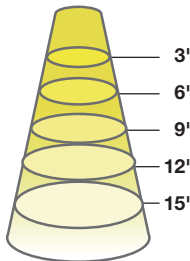


Diameter	Footcandles
1.3	1,667
2.7	417
4.0	185
5.3	104
6.7	67

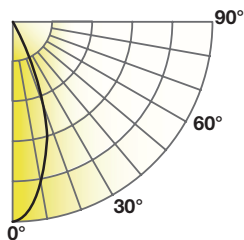


Degree	Candela
0	15,000
5	12,548
15	5,041
25	1,732
35	742
45	405

40PAR56DIM/930FL40



Diameter	Footcandles
2.2	800
4.4	200
6.6	89
8.7	50
10.9	32



Degree	Candela
0	7,200
5	6,601
15	4,353
25	2,188
35	1,043
45	456

For other CCT use the following multiplier: 2700K .98

Note: All rights reserved. All sizes and specifications are subject to change at any time without notice.