

Project Name:	Type:
Part Number:	Date:

VALUE SELECT MR FAMILY

FEATURES

- Suitable to replace 35W, 50W Halogen MR16 lamps
- Compatible with most low-voltage electronic transformers
- 35W and 50W models are dimmable with most electronic low voltage dimming controls*
- Compact size 1:1 halogen form factor
- Narrow flood and flood beam angles
- Suitable for use in totally enclosed fixtures
- Suitable for use in damp location
- Fixture operating temperature: -4°F to 95°F (-20°C to 35°C)
- Lamp ambient temperature: -4°F to 113°F (-20°C to 45°C)
- Rated Lifetime (L70): 25,000hrs
- 3 year limited warranty**



122724



SPECIFICATIONS

Product	Model	Equiv.	Wattage (W)	CCT	Lumens (lm)	Efficacy (LPW)	Input Voltage	Beam Angle	CBCP (cd)	CRI	Dim.*	Power Factor	Base	Fixture Rating	JA8	T20	DOE
36201	6.5MR16DIM/830NF25/35W	35W	6.5	3000K	460	71	12V	NF 25°	1,610	82	Yes	0.9	GU5.3	Enclosed	N.A.	N.A.	✓
36202	6.5MR16DIM/827FL35/35W	35W	6.5	2700K	460	71	12V	FL 35°	910	82	Yes	0.9	GU5.3	Enclosed	N.A.	N.A.	✓
36203	6.5MR16DIM/830FL35/35W	35W	6.5	3000K	460	71	12V	FL 35°	910	82	Yes	0.9	GU5.3	Enclosed	N.A.	N.A.	✓
36204	6.5MR16DIM/927NF25	50W	6.5	2700K	500	77	12V	NF 25°	2,350	92	Yes	0.9	GU5.3	Enclosed	✓	✓	✓
36205	6.5MR16DIM/930NF25	50W	6.5	3000K	520	80	12V	NF 25°	2,400	92	Yes	0.9	GU5.3	Enclosed	✓	✓	✓
36206	6.5MR16DIM/940NF25	50W	6.5	4000K	540	83	12V	NF 25°	2,450	92	Yes	0.9	GU5.3	Enclosed	✓	✓	✓
36207	6.5MR16DIM/927FL35	50W	6.5	2700K	500	77	12V	FL 35°	1,350	92	Yes	0.9	GU5.3	Enclosed	✓	✓	✓
36208	6.5MR16DIM/930FL35	50W	6.5	3000K	520	80	12V	FL 35°	1,400	92	Yes	0.9	GU5.3	Enclosed	✓	✓	✓
36209	6.5MR16DIM/940FL35	50W	6.5	4000K	540	83	12V	FL 35°	1,450	92	Yes	0.9	GU5.3	Enclosed	✓	✓	✓
36210	6GU10DIM/827FL40	50W	6	2700K	550	92	120V	FL 40°	700	82	Yes	0.7	GU10	Enclosed	N.A.	N.A.	✓
36211	6GU10DIM/830FL40	50W	6	3000K	570	95	120V	FL 40°	750	82	Yes	0.7	GU10	Enclosed	N.A.	N.A.	✓
37412	6GU10DIM/830NF25	50W	6	3000K	570	95	120V	NF 25°	1,200	82	Yes	0.7	GU10	Enclosed	N.A.	N.A.	✓
37413	6GU10DIM/840FL40	50W	6	4000K	600	100	120V	FL 40°	800	82	Yes	0.7	GU10	Enclosed	N.A.	N.A.	✓

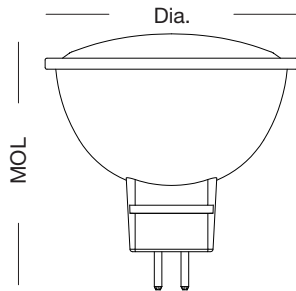
* This lamp might not be compatible with all dimmers and low-voltage transformers. Please visit www.greencreative.com for compatibility information.

** Please visit www.greencreative.com for Limited Warranty terms.

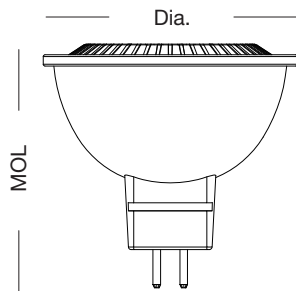


VALUE SELECT MR FAMILY

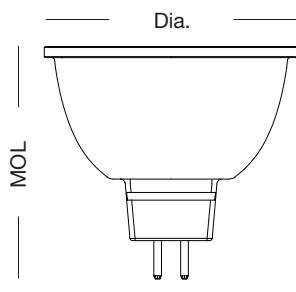
DIMENSIONS & WEIGHT



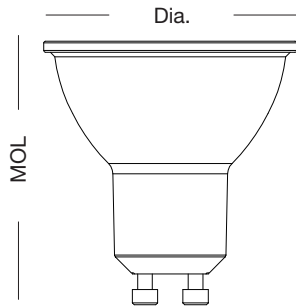
Model	Base	Dia.	MOL	Weight
6.5MR16DIM/827NF25/35W	GU5.3	1-15/16"	2"	0.1lb
6.5MR16DIM/830NF25/35W				



Model	Base	Dia.	MOL	Weight
6.5MR16DIM/827FL35/35W	GU5.3	1-15/16"	1-15/16"	0.09lb
6.5MR16DIM/830FL35/35W				



Model	Base	Dia.	MOL	Weight
6.5MR16DIM/927NF25	GU5.3	1-15/16"	1-13/16"	0.1lb
6.5MR16DIM/930NF25				
6.5MR16DIM/940NF25				
6.5MR16DIM/927FL35				
6.5MR16DIM/930FL35				
6.5MR16DIM/940FL35				



Model	Base	Dia.	MOL	Weight
6GU10DIM/827FL40	GU10	1-15/16"	2-1/16"	0.08lb
6GU10DIM/830FL40				
6GU10DIM/830NF25				
6GU10DIM/840FL40				



VALUE SELECT MR FAMILY

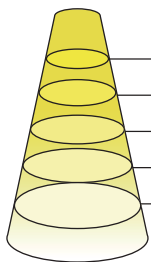
ORDERING INFORMATION

Model	Master Carton			Shipping Carton		
	Case Qty	Case Dimensions (LxWxH)	Case Weight	Case Qty	Case Dimensions (LxWxH)	Case Weight
6.5MR16DIN/xxxxyyy/35W	12PCS	8-7/8" x 6-11/16" x 2-3/4"	1.59 lb	48PCS	13-3/4" x 9-3/8" x 6-1/2"	6.98 lb
6.5MR16DIM/xxxxyyy	12PCS	8-7/8" x 6-11/16" x 2-3/4"	1.59 lb	48PCS	13-3/4" x 9-3/8" x 6-1/2"	6.98 lb
6GU10DIM/xxxxyyy	12PCS	8-7/8" x 6-11/16" x 2-15/16"	1.4 lb	48PCS	13-3/4" x 9-3/8" x 6-13/16"	6.21 lb

Where xxx means 824-965 which indicates CRI and color temperature
 Where yyy means beam angle

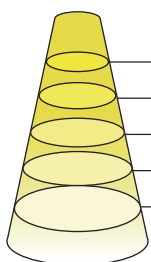
ILLUMINANCE & CANDELA DISTRIBUTION

6.5MR16DIM/827NF25/35W



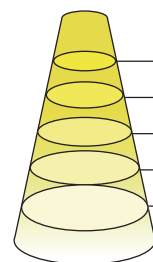
Diameter	Footcandles
3'	1.4
6'	2.7
9'	4.1
12'	5.4
15'	6.8

6.5MR16DIM/827FL35/35W

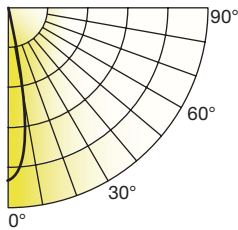


Diameter	Footcandles
3'	1.6
6'	3.2
9'	4.9
12'	6.5
15'	8.1

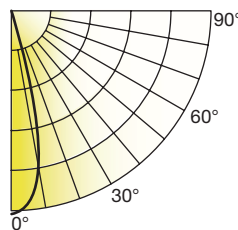
6.5MR16DIM/927NF25



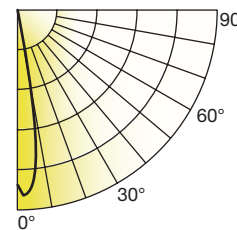
Diameter	Footcandles
3'	1.1
6'	2.3
9'	3.4
12'	4.6
15'	5.7



Degree	Candela
0	1,653
5	1,519
15	624
25	135
35	41
45	19

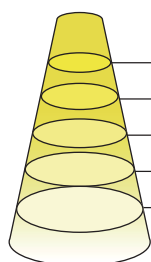


Degree	Candela
0	995
5	960
15	530
25	226
35	96
45	36



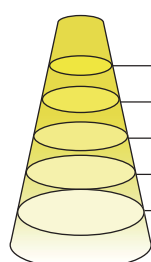
Degree	Candela
0	2,787
5	2,479
15	691
25	145
35	36
45	13

6.5MR16DIM/927FL35

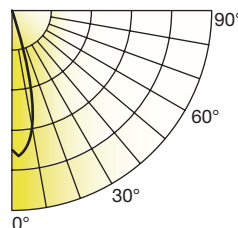


Diameter	Footcandles
3'	1.7
6'	3.4
9'	5.1
12'	6.8
15'	8.5

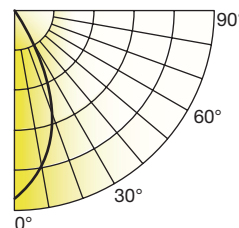
6GU10DIM/827FL40



Diameter	Footcandles
3'	2.2
6'	4.5
9'	6.7
12'	9.0
15'	11.2



Degree	Candela
0	1,497
5	1,390
15	810
25	209
35	39
45	13



Degree	Candela
0	771
5	746
15	502
25	293
35	162
45	83

For other CCT use the following multiplier: 3000K 1.02, 4000K 1.04.

Note: All rights reserved. All sizes and specifications are subject to change at any time without notice.