

LM-79-19 TEST REPORT

for

GREEN CREATIVE LTD

Room 3603, Level 36, Tower 1, Enterprise Square Five, 38 Wang Chiu Road, Kowloon Bay, KL,
Hong Kong

LED Lamp

Model: 6.5FR32DIM/920

Laboratory: Leading Testing Laboratories

NVLAP CODE: 200960-0

3rd Floor, Bld. 2, NO. 96 Longchuanwu Rd Qianjiang Economy Dev. Zone, YuhangDist,
Hangzhou, Zhejiang Province, China 311100

Tel: +86571 86376106

www.ltlqa.com

Report No.: HZ23020012d

The laboratory that conducted the testing detailed in this report has been accredited for SSL by NVLAP.

Review by:



Engineer: April Zou
Feb. 22, 2023

Approved by:



Manager: Jim Zhang
Feb. 22, 2023

Note: This report does not imply product certification, approval, or endorsement by NVLAP, NIST, or any agency of the Federal Government.

TEST SUMMARY

Sample Tested: **6.5FR32DIM/920**

Luminous Efficacy (Lumens /Watt)	Total Luminous Flux (Lumens)	Power (Watts)	Power Factor
94.0	592.1	6.30	0.7964
CCT (K)	CRI	Stabilization Time (Light & Power)	
1994	92.5	50	

Table 1: Executive Data Summary

Note: The above results are recorded/ derived from measurements made using an Integrating Sphere.

Test specifications:

Date of Receipt : Feb. 09, 2023

Date of Test : Feb. 14, 2023

Test item : Total Luminous Flux, Luminous Distribution Intensity, Luminous Efficacy, Correlated Color Temperature, Color Rendering Index, Chromaticity Coordinate, Electrical parameters

Reference Standard : IESNA LM-79-2019 Approved Method: Electrical and Photometric Measurements of Solid-State Lighting Products
ANSI/IES TM-30-18 IES Method for Evaluating Light Source Color Rendition

TABLE OF CONTENT

LM-79-19 TEST REPORT.....	1
TEST SUMMARY	2
SAMPLE PHOTO	4
TEST RESULTS	5
Sphere-Spectroradiometer Method.....	5
Goniophotometer Method	6
Spectral Power Distribution - Sphere Spectroradiometer Method	7
Chromaticity Diagram - Sphere Spectroradiometer Method.....	8
Nominal CCT Quadrangles – Sphere Spectroradiometer Method	9
Color Rendition Report – Sphere Spectroradiometer Method	10
Zonal Lumen Tabulation- Goniophotometer Method	11
Illuminance Plots- Goniophotometer Method	12
Luminous Intensity Distribution Plots- Goniophotometer Method.....	13
Luminous Intensity Data- Goniophotometer Method	14
EQUIPMENT LIST	15
TEST METHODS	15
Seasoning of SSL Product.....	15
Sphere-Spectroradiometer Method- Photometric and Electrical Measurements.....	15
Goniophotometer Method	16
Photometric and Electrical Measurements	16
Color Characteristics Measurements.....	16

SAMPLE PHOTO



Figure 1- Overview of the sample

Equipment Under Test(EUT)

Name	: LED Lamp
Model	: 6.5FR32DIM/920
Electrical Ratings	: 120V, 60Hz,6.5W
Product Description	: 2000K
Manufacturer	: GREEN CREATIVE LTD
Address	: Room 3603, Level 36, Tower 1, Enterprise Square Five, 38 Wang Chiu Road, Kowloon Bay, KL, Hong Kong

TEST RESULTS

Test ambient temperature was 26.0°C.

Base orientation was base up. Test was conducted without a dimmer in the circuit.

The stabilization time of the sample was 50 minutes, and the total operating time including stabilization was 55 minutes.

Sphere-Spectroradiometer Method

Parameter	Result
Test Voltage (V)	120.0
Voltage frequency (Hz)	60
Test Current (A)	0.066
Power Factor	0.7964
Test Power (W)	6.30
THD A%	60.08
Luminous Efficacy (lm/W)	94.0
Total Luminous Flux (lm)	592.1
Color Rendering Index (CRI)	92.5
R9	53.5
Correlated Color Temperature (CCT)(K)	1994
Chromaticity Chroma x	0.5287
Chromaticity Chroma y	0.4153
Chromaticity Chroma u	0.3054
Chromaticity Chroma v	0.3598
Duv	0.0009
Chromaticity Chroma u'	0.3054
Chromaticity Chroma v'	0.5396

Special Color Rendering Indices	
R1	92.8
R2	97.4
R3	99.5
R4	93.9
R5	93.4
R6	98
R7	88.8
R8	76.6
R9	53.5
R10	93.3
R11	97.9
R12	96.6
R13	94.3
R14	98.5

Table 2: Test data per Sphere-Spectroradiometer Method

Note: According to CIE 1976 (u',v') diagram, $u' = u = 4x/(-2x+12y+3)$, $v' = 3v/2 = 9y/(-2x+12y+3)$.

Goniophotometer Method

Test ambient temperature was 24.8°C.

The photometric distance is 2.47 m.

Luminous data was taken at 0.5°vertical intervals and 10°horizontal intervals.

Parameter	Result
Test Voltage (V)	120.0
Voltage frequency (Hz)	60
Test Current (A)	0.066
Power Factor	0.7985
Power (W)	6.33
Luminous Efficacy (lm/W)	95.0
Total Luminous Flux (lm)	601.1
Beam Angle (°)	336.1 (0°-180°) / 336.2 (90°-270°)
Center Beam Candle Power (cd)	2.85
Maximum Beam Candle Power (cd)	81.30 (At: C=45.0, Gamma=77.5)
Spacing Criteria	6.38 (0°-180°) / 5.89 (90°-270°)
Zonal Lumens in the 0°-60°Zone	19.13%
Zonal Lumens in the 60°-90°Zone	31.58%
Zonal Lumens in the 90°-120°Zone	31.34%
Zonal Lumens in the 120°-180°Zone	17.96%

Table 3: Test data per Goniophotometer Method

Spectral Power Distribution - Sphere Spectroradiometer Method

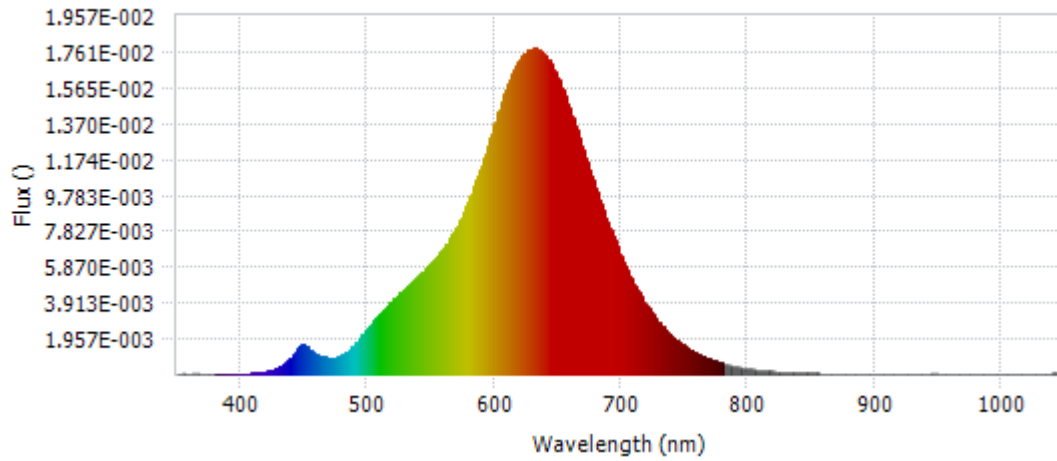
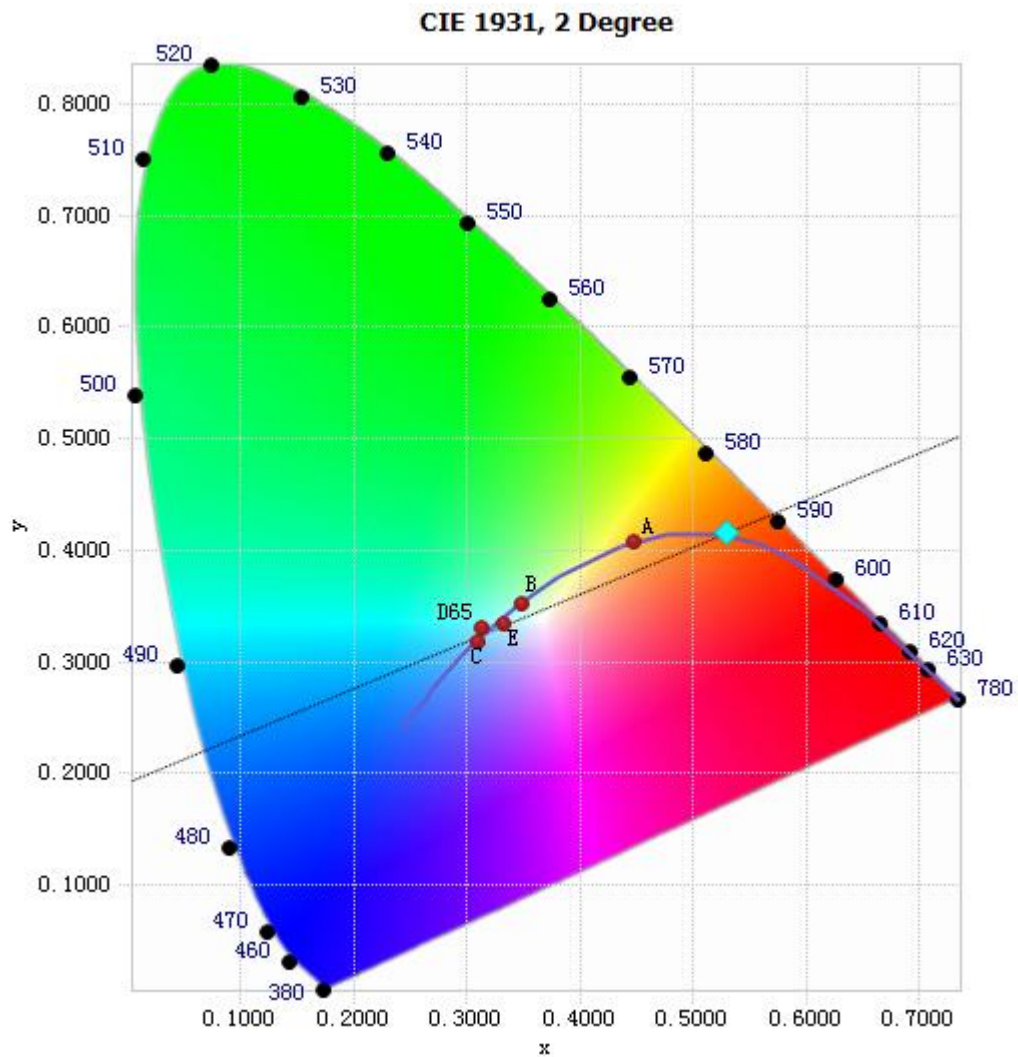


Chart 1: Spectral Power Distribution

Spectral Distribution over Visible Wavelength							
WL(nm)	Radiant(Watts)	WL(nm)	Radiant(Watts)	WL(nm)	Radiant(Watts)	WL(nm)	Radiant(Watts)
380	3.09E-05	485	1.32E-03	590	1.14E-02	695	7.37E-03
385	2.68E-05	490	1.66E-03	595	1.25E-02	700	6.41E-03
390	3.30E-05	495	2.07E-03	600	1.36E-02	705	5.64E-03
395	3.26E-05	500	2.51E-03	605	1.47E-02	710	4.94E-03
400	3.96E-05	505	2.92E-03	610	1.56E-02	715	4.33E-03
405	4.49E-05	510	3.32E-03	615	1.65E-02	720	3.76E-03
410	8.12E-05	515	3.70E-03	620	1.71E-02	725	3.28E-03
415	1.06E-04	520	4.03E-03	625	1.75E-02	730	2.83E-03
420	1.66E-04	525	4.39E-03	630	1.78E-02	735	2.44E-03
425	2.56E-04	530	4.72E-03	635	1.77E-02	740	2.10E-03
430	3.92E-04	535	5.02E-03	640	1.74E-02	745	1.80E-03
435	6.01E-04	540	5.36E-03	645	1.69E-02	750	1.55E-03
440	9.36E-04	545	5.70E-03	650	1.62E-02	755	1.33E-03
445	1.42E-03	550	6.05E-03	655	1.54E-02	760	1.14E-03
450	1.61E-03	555	6.44E-03	660	1.44E-02	765	9.68E-04
455	1.29E-03	560	6.89E-03	665	1.34E-02	770	8.27E-04
460	1.05E-03	565	7.41E-03	670	1.23E-02	775	7.09E-04
465	9.85E-04	570	8.01E-03	675	1.12E-02	780	6.01E-04
470	8.92E-04	575	8.69E-03	680	1.02E-02		
475	9.11E-04	580	9.48E-03	685	9.16E-03		
480	1.08E-03	585	1.04E-02	690	8.20E-03		

Table 4: Spectral Power Distribution Numerical Data per Sphere - Spectroradiometer Method

Chromaticity Diagram - Sphere Spectroradiometer Method



Tristimulus values(x, y): (0.5287, 0.4153)

Chart 2: Chromaticity Diagram per Sphere - Spectroradiometer Method

Note: The location on the diagram of the tristimulus coordinates are indicated by the blue diamond.

Nominal CCT Quadrangles – Sphere Spectroradiometer Method

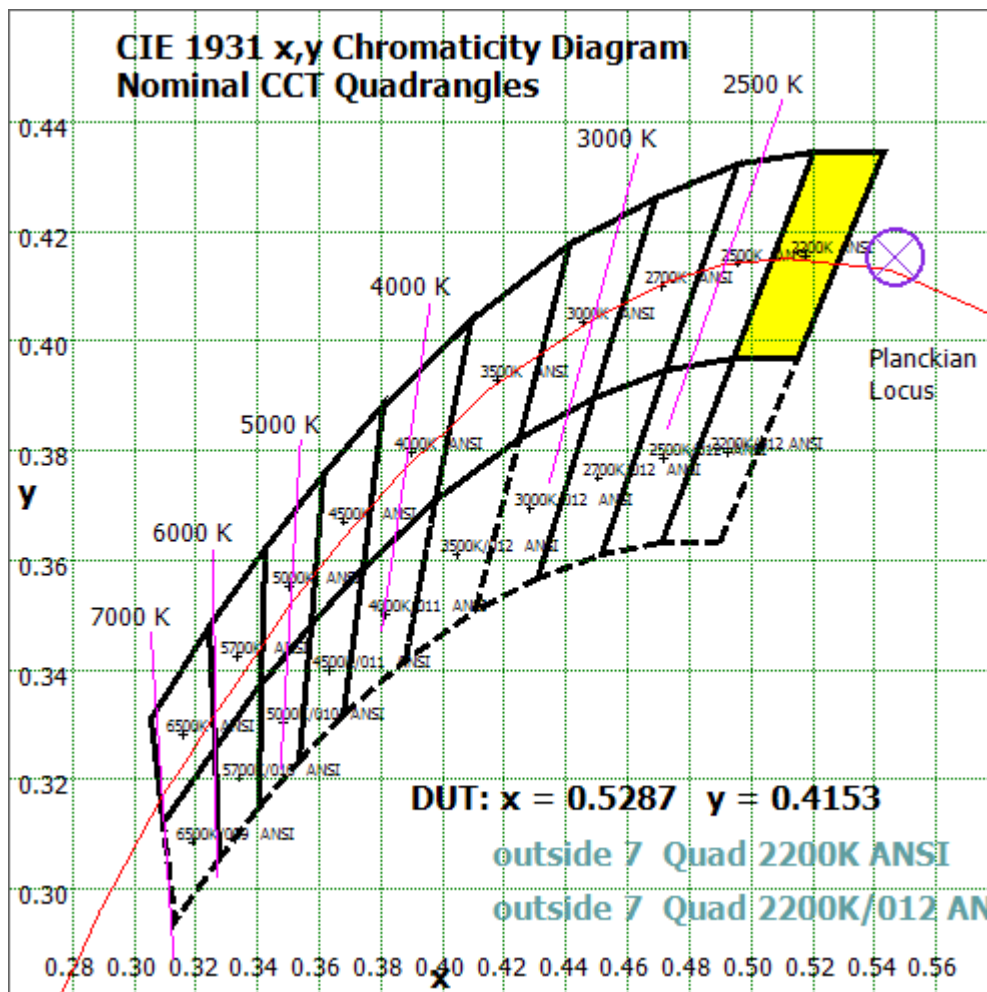


Chart 3: Plot of Lamp x/y coordinates on CIE 1931 Chromaticity Diagram

Color Rendition Report – Sphere Spectroradiometer Method

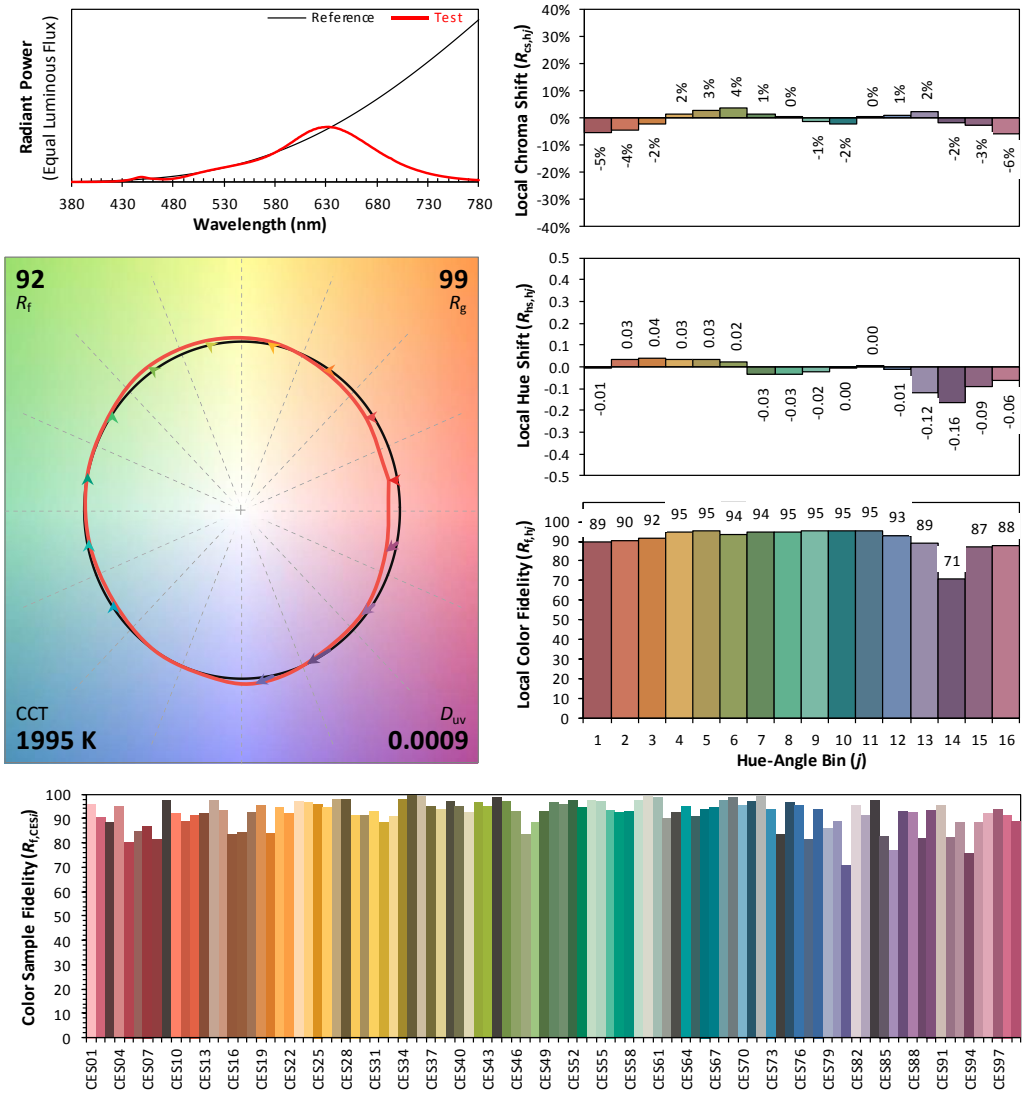
ANSI/IES TM-30-18 Color Rendition Report

Source: LED

Manufacturer: GREEN CREATIVE LTD

Date: 2023/02/14

Model: 6.5FR32DIM/920



Notes: This is a recommended method for displaying ANSI/IES TM-30-18 information.	x	0.5287	CIE 13.3-1995 (CRI) R_a 93 R_g 54
	y	0.4153	
	u'	0.3054	
	v'	0.5396	

Colors are for visual orientation purposes only. Created with the ANSI/IES TM-30-18 Calculator Version 2.00.

Chart 4: Full Report Created with the IES TM-30 Calculator

Note: The values in this diagram might be a little different from the values in Table 2 due to rounding.

Zonal Lumen Tabulation- Goniophotometer Method

$\gamma(^{\circ})$	Lumens	% Total
0- 10	0.556	0.09%
10- 20	4.217	0.70%
20- 30	11.47	1.91%
30- 40	20.408	3.40%
40- 50	32.281	5.37%
50- 60	46.023	7.66%
60- 70	56.193	9.35%
70- 80	64.258	10.69%
80- 90	69.338	11.54%
90-100	68.59	11.41%
100-110	63.854	10.62%
110-120	55.917	9.30%
120-130	45.206	7.52%
130-140	32.301	5.37%
140-150	19.478	3.24%
150-160	9.03	1.50%
160-170	1.894	0.32%
170-180	0.036	0.01%
Total	601.1	100%

$\gamma(^{\circ})$	Lumens	% Total
0- 60	114.955	19.13%
60- 90	189.789	31.58%
0-90	304.744	50.70%
90- 180	296.306	49.30%
0- 180	601.1	100%

Table 5: Zonal Lumen

Illuminance Plots- Goniophotometer Method

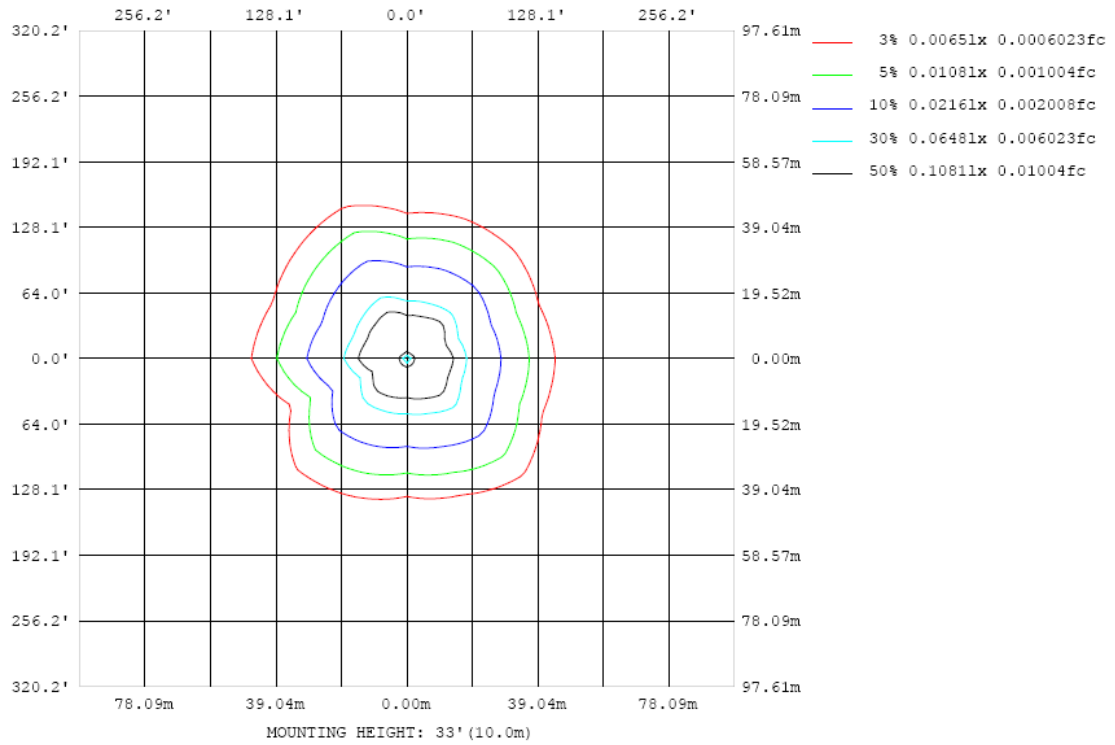


Chart 5: Illuminance Plot (Footcandles)

Luminous Intensity Distribution Plots- Goniophotometer Method

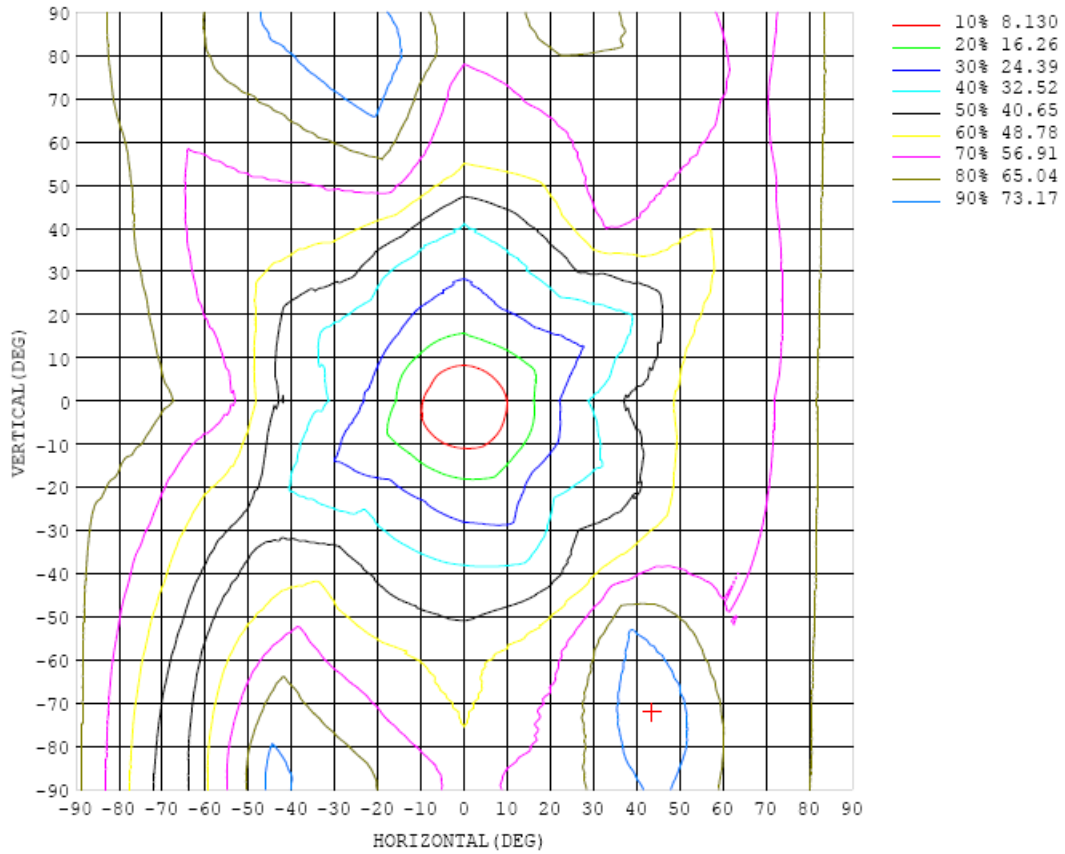


Chart 6: Isocandela Plot

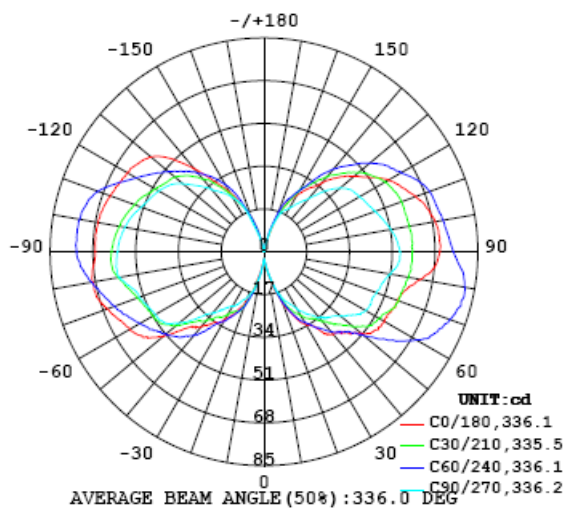


Chart 7: Polar Candela Distribution

Luminous Intensity Data- Goniophotometer Method

Table--1 UNIT: cd

C (DEG) \ γ (DEG)	0	22.5	45	67.5	90	112.5	135	157.5	180	202.5	225	247.5	270	292.5	315	337.5			
0	2.85	2.85	2.85	2.85	2.85	2.85	2.85	2.85	2.85	2.85	2.85	2.85	2.85	2.85	2.85	2.85			
5	4.49	4.40	4.45	3.92	3.64	3.87	3.90	3.76	4.17	4.65	4.77	4.93	4.92	4.78	4.84	4.62			
10	8.20	7.97	7.28	6.67	7.23	7.06	7.21	7.82	8.41	9.45	9.44	9.80	10.0	10.4	9.86	8.72			
15	14.6	13.3	12.9	11.7	12.4	13.1	13.1	11.7	14.9	15.5	16.5	16.1	15.9	17.2	15.5	14.2			
20	21.4	19.7	21.3	17.1	18.2	19.8	19.6	16.9	20.6	22.7	23.4	21.3	19.2	22.3	20.9	18.2			
25	28.2	25.3	27.4	21.0	22.2	24.5	24.5	19.4	26.5	26.2	27.5	25.4	22.0	26.4	25.9	21.1			
30	33.2	29.3	32.3	23.8	26.1	28.7	28.9	22.3	31.3	29.3	31.8	27.9	25.0	30.8	30.9	24.1			
35	37.4	32.4	36.7	27.0	30.2	32.1	33.1	25.5	34.1	31.7	36.2	32.6	27.9	32.5	35.1	27.0			
40	42.9	35.9	41.5	32.7	34.2	36.4	37.1	29.1	38.9	36.0	43.1	40.1	32.0	38.2	41.6	30.0			
45	45.6	40.6	45.0	36.6	37.0	39.6	42.6	32.7	42.5	39.4	47.9	48.4	37.0	42.2	49.2	34.6			
50	50.3	46.2	51.5	44.1	39.9	42.6	47.0	36.1	52.3	45.5	50.7	55.9	44.0	46.2	57.1	39.6			
55	54.1	51.1	61.4	49.7	43.7	46.0	51.6	37.8	59.1	49.8	53.9	61.7	48.8	50.6	61.4	43.6			
60	55.5	52.9	70.0	53.1	46.6	50.0	56.1	37.4	61.7	50.9	57.0	67.1	49.9	53.2	63.0	45.6			
65	55.8	55.2	75.7	56.0	46.9	52.3	59.9	36.8	63.8	51.9	60.0	71.3	51.2	55.7	63.4	48.5			
70	56.7	57.0	78.6	58.4	47.7	56.3	64.6	36.6	66.3	53.6	63.3	75.2	52.8	59.1	63.7	51.3			
75	58.4	57.3	81.1	59.4	48.6	59.0	68.2	36.7	69.0	55.8	66.2	78.6	54.7	61.8	64.4	53.2			
80	63.4	58.4	81.0	59.3	51.0	62.5	71.5	35.8	69.1	58.9	69.6	80.7	58.4	64.7	64.2	54.1			
85	68.2	58.8	78.7	60.9	53.5	65.2	74.5	34.9	68.2	60.8	72.9	79.8	59.0	67.1	63.7	54.4			
90	69.8	58.9	75.3	61.4	54.0	66.3	75.0	34.1	67.1	60.6	74.5	77.1	58.3	69.0	62.4	53.1			
95	70.0	58.9	73.5	61.9	53.0	65.8	74.3	33.3	67.3	59.7	74.8	74.0	57.6	70.8	60.6	52.0			
100	69.1	58.7	72.3	61.8	51.2	64.3	72.6	32.9	67.0	58.4	74.5	69.7	56.1	71.3	59.1	51.1			
105	67.0	58.2	71.0	60.6	49.2	62.6	70.2	32.2	66.3	56.9	73.1	65.7	54.4	70.5	58.1	50.3			
110	64.3	58.2	70.1	59.0	47.0	60.2	67.7	32.6	65.0	54.8	70.2	61.9	52.0	67.8	56.8	50.3			
115	60.4	57.1	67.3	55.5	45.3	58.0	64.8	33.5	63.7	52.6	64.5	58.7	50.1	64.3	55.6	50.2			
120	57.1	55.6	63.0	51.9	43.8	55.7	59.9	33.1	62.8	50.0	58.8	55.5	48.3	60.5	54.1	49.0			
125	51.6	52.7	59.7	48.9	42.6	51.2	54.0	32.0	61.1	47.7	54.1	51.5	46.1	56.2	52.0	45.2			
130	46.8	49.1	54.8	45.3	39.5	45.2	48.5	30.4	58.7	46.1	49.6	47.5	42.1	51.3	48.5	40.4			
135	41.8	44.3	48.8	41.5	34.0	39.2	42.5	30.7	52.4	42.8	44.9	44.0	37.0	44.7	42.7	34.6			
140	35.8	39.0	43.1	37.7	27.7	33.9	36.4	26.6	43.0	37.8	40.7	41.0	32.4	38.4	36.3	29.1			
145	30.7	33.1	35.2	34.2	23.5	29.3	29.6	22.0	33.8	32.2	36.6	35.7	28.6	33.3	30.3	24.4			
150	26.0	28.1	28.2	28.0	19.9	26.0	23.6	18.6	27.1	26.2	30.9	27.9	24.9	27.6	24.1	17.0			
155	21.0	20.5	23.4	21.3	17.8	21.6	19.1	15.2	20.7	19.9	23.5	19.4	20.3	16.5	18.0	5.25			
160	13.7	13.9	16.6	14.5	12.8	14.9	13.6	10.6	14.4	14.0	14.3	13.5	9.53	14.3	12.8	4.75			
165	5.51	5.66	8.10	6.64	5.94	6.63	5.94	4.76	5.85	6.34	6.44	4.93	4.11	4.98	4.83	3.99			
170	0.62	0.65	0.73	0.64	0.77	0.87	0.77	0.59	0.74	0.67	0.60	0.59	0.46	0.37	0.46	0.43			
175	0.28	0.28	0.29	0.31	0.33	0.32	0.31	0.31	0.26	0.25	0.23	0.23	0.21	0.24	0.27	0.27			
180	0.01	0.01	0.01	0.01	0.01	0.01	0.01	0.01	0.01	0.01	0.01	0.01	0.01	0.01	0.01	0.01			

Table 6: Luminous Intensity Data

EQUIPMENT LIST

Test Equipment	Model	Equipment No.	Calibration Date	Calibration Due date
Goniophotometer system	GO-R5000	HZTE011-01	Aug. 05, 2022	Aug. 04, 2023
Digital Power Meter	PF2010A	HZTE028-01	Aug. 05, 2022	Aug. 04, 2023
AC Power Supply	DPS1060	HZTE001-06	Aug. 05, 2022	Aug. 04, 2023
DC Power Supply	WY12010	HZTE004-03	Aug. 05, 2022	Aug. 04, 2023
Temperature recorder	JM624U	HZTE018-08	Aug. 05, 2022	Aug. 04, 2023
Temperature and humidity recorder	JR900	HZTE018-01	Aug. 05, 2022	Aug. 04, 2023
Standard source	D908	HZTE012-01	Aug. 05, 2022	Aug. 04, 2023
Integrate Sphere system	3M	HZTE015-04	Aug. 05, 2022	Aug. 04, 2023
Digital Power Meter	WT210	HZTE008-01	Aug. 05, 2022	Aug. 04, 2023
AC Power Supply	PCR 500L	HZTE001-07	Aug. 05, 2022	Aug. 04, 2023
DC Power Supply	IT6154	HZTE004-04	Aug. 05, 2022	Aug. 04, 2023
Standard source	SCL-1400	HZTE012-02	Aug. 05, 2022	Aug. 04, 2023
Temperature and humidity recorder	JR900	HZTE018-02	Aug. 05, 2022	Aug. 04, 2023
Temperature Meter	TES1310	HZTE017-01	Aug. 05, 2022	Aug. 04, 2023

Table 7: Test Equipment List

TEST METHODS

Seasoning of SSL Product

For the purpose of rating new SSL products, SSL products shall be tested with no seasoning. Therefore, no seasoning was performed.

Sphere-Spectroradiometer Method- Photometric and Electrical Measurements

A Labsphere Model CDS 2100 Spectroradiometer and 3 Meter Sphere was used to measure correlated color temperature, chromaticity coordinates, and the color rendering index for each SSL unit. The coating reflectance of each sphere is 98%. The measure geometry is 4π . Self-absorption correction is conducted in testing. Bandwidth of spectroradiometer is 350nm-1050nm.

Ambient temperature was measured at a position inside the sphere. Each SSL unit was operated on the client provided driver at the rated input voltage in its designated orientation.

The stabilization time typically ranges from 30 min (small integrated LED lamps) to 2 or more hours for large SSL luminaires). It can be judged that stability is reached when the variation (maximum – minimum) of at least 3 readings of the light output and electrical power over a period of 20 min, taken 10 minutes apart, is less than 0.5 %.

Electrical measurements including voltage, current, and power were measured using the Yokogawa Power Analyzer.

The standard reference of the integrated sphere system is halogen incandescent lamp, the intensity distribution

type is omni-directional, and is traceable to the National Institute of Standards and Technology. The uncertainty of integrating sphere system reported in this document is expanded uncertainty is 2.1% with a coverage factor $k=2$.

Goniophotometer Method

Photometric and Electrical Measurements

An EVERFINE Type C Model GO-R5000 Goniophotometer was used to measure the intensity at each angle of distribution for each sample. The photometric distance is 2.475m for near-field measurement or 30m for far-field measurement. Bandwidth of spectroradiometer is 380nm-780nm.

Ambient temperature was measured at the same height of the sample mounted on the Goniophotometer equipment. Each SSL unit was operated on the client provided driver at the rated input voltage in its designated orientation.

The stabilization time typically ranges from 30 min (small integrated LED lamps) to 2 or more hours for large SSL luminaires). It can be judged that stability is reached when the variation (maximum – minimum) of at least 3 readings of the light output and electrical power over a period of 20 min, taken 10 minutes apart, is less than 0.5 %.

Electrical measurements including voltage, current, and power were measured using the Everfine Digital Power Meter.

Some graphics were created with Photometric Plus software.

The standard reference of the Goniophotometer system is halogen incandescent lamp, the intensity distribution type is omni-directional, and is traceable to the National Institute of Metrology P.R. China.

The uncertainty of goniophotometer system reported in this document is expanded uncertainty is 2.3% with a coverage factor $k=2$.

Color Characteristics Measurements

The color characteristics of SSL products include chromaticity coordinates, correlated color temperature, and color rendering index. These characteristics of SSL products may be spatially non-uniform, and thus, in order that they can be specified accurately, the color quantities shall be measured as values that are spatially average, weighted to intensity, over the angular range where light is intentionally emitted from the SSL product. The color characteristics measurements are using gonio-spectroradiometer.

*** End of Report ***

This report is considered invalidated without the Special Seal for Inspection of the LTL. This report shall not be altered, increased or deleted. The results shown in this test report refer only to the sample(s) tested. Without written approval of LTL, this test report shall not be copied except in full and published as advertisement.