

Project Name:	Type:
Part Number:	Date:

FILAMENT HID REPLACEMENT LAMP

FEATURES

- Replaces 300W Inc. and 125W / 250W / 320W HID
- Integral driver suitable for 120-277V line voltage
- Fully omnidirectional 360° beam angle
- Integral thermal sensor reduces power to the lamp in the event ambient temperature exceeds specified limitations
- Exceptional lumen output up to 10,000 lm
- Exceptional efficacy up to 185 LPW
- TRIAC/ELV dimming*
- Designed in classic ANSI HID form factor for replacing outdated Metal Halide and High-Pressure Sodium lamps
- L70 rated lifetime up to 50,000 hours
- 5 year limited warranty**
- Suitable for use in totally enclosed fixtures and wet locations
- Fixture operating temperature: -4°F to 113°F (-20°C to 45°C)
- Lamp ambient temperature: -4°F to 140°F (-20°C to 60°C)
- 4KV integral surge protector
- For installation in Post Top, Area light, or other fixtures exposed to high surge conditions, the use of our 10KV surge protector 97718-1 SURGE/277V is recommended.



070824



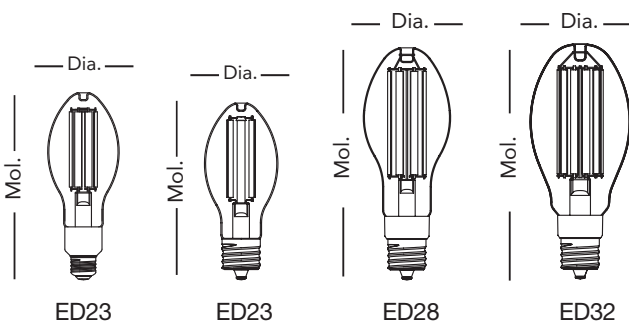
SPECIFICATIONS

Product	Model	Equiv.	Input Voltage	Wattage	Lumens	CCT	CRI	Efficacy (LPW)	Life(hrs)	Beam Angle	Power Factor	THD	Dim.*	Fixture Rating	DLC
38097	25FHIDDIM/ED23/840/277V/E26	300W Inc.	120-277V	25	4,000	4000K	82	160	50,000	360°	0.9	<20%	Yes	Enclosed	N.A.
38098	25FHIDDIM/ED23/850/277V/E26	300W Inc.	120-277V	25	4,000	5000K	82	160	50,000	360°	0.9	<20%	Yes	Enclosed	N.A.
38099	25FHIDDIM/ED23/840/277V/EX39	125W HID	120-277V	25	4,000	4000K	82	160	50,000	360°	0.9	<20%	Yes	Enclosed	✓
38100	25FHIDDIM/ED23/850/277V/EX39	125W HID	120-277V	25	4,000	5000K	82	160	50,000	360°	0.9	<20%	Yes	Enclosed	✓
38101	45FHIDDIM/ED28/840/277V/EX39	250W HID	120-277V	45	7,500	4000K	82	167	50,000	360°	0.9	<20%	Yes	Enclosed	✓
38102	45FHIDDIM/ED28/850/277V/EX39	250W HID	120-277V	45	7,500	5000K	82	167	50,000	360°	0.9	<20%	Yes	Enclosed	✓
38103	54FHIDDIM/ED32/840/277V/EX39	320W HID	120-277V	54	10,000	4000K	82	185	50,000	360°	0.9	<20%	Yes	Enclosed	✓
38104	54FHIDDIM/ED32/850/277V/EX39	320W HID	120-277V	54	10,000	5000K	82	185	50,000	360°	0.9	<20%	Yes	Enclosed	✓

*This lamp is available for dimming with 120V line voltage only and might not be compatible with all dimmers. Please visit www.greencreative.com for compatibility information.

**Please visit www.greencreative.com for Limited Warranty terms.

DIMENSION & WEIGHT






Model	Base	Mol.	Dia.	Weight
25FHIDDIM/ED23/xxx/277V/E26	E26	7-5/8"	2-15/16"	0.31 lb
25FHIDDIM/ED23/xxx/277V/EX39	EX39	7-1/8"	2-15/16"	0.35 lb
45FHIDDIM/ED28/xxx/277V/EX39	EX39	9-7/16"	3-9/16"	0.51 lb
54FHIDDIM/ED32/xxx/277V/EX39	EX39	9-7/16"	4-1/16"	0.69 lb

Where xxx means 824-965 which indicates CRI and color temperature



FILAMENT HID REPLACEMENT LAMP

***MINIMUM COMPARTMENT DIMENSIONS (FOR ENCLOSED FIXTURES)

Application Type	Model Number	25FHIDDIM/ED23/xxx/277V/E26 25FHIDDIM/ED23/xxx/277V/EX39	45FHIDDIM/ED28/xxx/277V/EX39	54FHIDDIM/ED32/xxx/277V/EX39
Vertical installation (base-up) 	Diameter	16-1/8"	16-1/8"	16-1/8"
	Height	9-13/16"	9-13/16"	9-13/16"
Vertical installation (base-down) 	Diameter	16-1/8"	16-1/8"	16-1/8"
	Height	9-13/16"	9-13/16"	9-13/16"
Horizontal installation 	Length	16-1/8"	18-7/8"	N/A
	Width	9-13/16"	9-7/16"	N/A
	Height	9-13/16"	13-3/8"	N/A
Maximum Lamps in Luminaire		1	1	1

***Installing lamp in a fixture that does not have the minimum compartment dimensions will void the warranty and could cause product failures.

OPTIONAL ACCESSORY ORDERING INFORMATION

Product	Model	Description	Picture	Dimensions
97718	10SURGE/277V	10 kV Surge Protector (For use in outdoor and other applications subject to high surge conditions)		
16325	E26 EXTENDER	E26 Lamp Extender Adds 1-5/16" to Lamp Height		
35050	E39 EXTENDER	E39 Lamp Extender Adds 1-11/16" to Lamp Height		

ORDERING INFORMATION

Model	Master Carton			Shipping Carton		
	Case Qty	Case Dimensions (LxWxH)	Case Weight	Case Qty	Case Dimensions (LxWxH)	Case Weight
25FHIDDIM/ED23/840/277V/E26	N.A.	N.A.	N.A.	6PCS	13-15/16" x 9-13/16" x 8-15/16"	9.15 lb
25FHIDDIM/ED23/850/277V/E26	N.A.	N.A.	N.A.	6PCS	13-15/16" x 9-13/16" x 8-15/16"	9.15 lb
25FHIDDIM/ED23/840/277V/EX39	N.A.	N.A.	N.A.	6PCS	13-15/16" x 9-13/16" x 8-15/16"	9.26 lb
25FHIDDIM/ED23/850/277V/EX39	N.A.	N.A.	N.A.	6PCS	13-15/16" x 9-13/16" x 8-15/16"	9.26 lb
45FHIDDIM/ED28/840/277V/EX39	N.A.	N.A.	N.A.	6PCS	15-3/4" x 14-15/16" x 7-1/2"	13.78 lb
45FHIDDIM/ED28/850/277V/EX39	N.A.	N.A.	N.A.	6PCS	15-3/4" x 14-15/16" x 7-1/2"	13.78 lb
54FHIDDIM/ED32/840/277V/EX39	N.A.	N.A.	N.A.	6PCS	16-15/16" x 12" x 10-13/16"	15.87 lb
54FHIDDIM/ED32/850/277V/EX39	N.A.	N.A.	N.A.	6PCS	16-15/16" x 12" x 10-13/16"	15.87 lb

CERTIFICATION INFORMATION

Product	Model	DLC ID
38099	25FHIDDIM/ED23/840/277V/EX39	S-73322M
38100	25FHIDDIM/ED23/850/277V/EX39	S-Z3BQMY
38101	45FHIDDIM/ED28/840/277V/EX39	S-2QN4QV
38102	45FHIDDIM/ED28/850/277V/EX39	S-7NT93N
38103	54FHIDDIM/ED32/840/277V/EX39	S-SXK34M
38104	54FHIDDIM/ED32/850/277V/EX39	S-S8C497

Note: All rights reserved. All sizes and specifications are subject to change at any time without notice.