








GREEN CREATIVE PL LAMP CROSS REFERENCE

PLC LINE									
Base	Replaces	Installation	GREEN CREATIVE Model	Product	CFL CROSS REFERENCE			LED CROSS REFERENCE	
					Philips	GE	Sylvania	Lunera	RAB
 4-pin G24q GX24q Horizontal Installation Vertical Installation	13-18W	Direct Electronic Ballast	6.5PLO/827/DIR	34988	PL-C 13W/827/4P/Alto PL-T 13W/827/X/4P/Alto PL-C 18W/827/4P/Alto PL-T 18W/827/X/4P/Alto PL-T 18W/827/4P/Alto	F13DBX/827/ECO4P F13TBX827/4P/ECO F13TBX/827/A/ECO F18DBX/827/ECO4P F18TBX827/4P/ECO F18TBX/827/A/ECO	CF13DD/E/827 CF13DT/E/827 CF18DD/E/827 CF18DT/E/827 CF18DT/E/IN/827		PLC-7-O-827-DIR
			6.5PLO/830/DIR	34989	PL-C 13W/830/4P/Alto PL-C 18W/830/4P/Alto PL-T 18W/830/4P/Alto	F13DBX/830/ECO4P F13TBX/830/A/ECO F18DBX/830/ECO4P F18TBX/830/A/ECO	CF13DD/E/830 CF18DD/E/830 CF18DT/E/IN/830		PLC-7-O-830-DIR
			6.5PLO/835/DIR	34990	PL-C 13W/835/4P/Alto PL-C 18W/835/4P/Alto PL-T 18W/835/4P/Alto	F13DBX/835/ECO4P F13TBX/835/A/ECO F18DBX/835/ECO4P F18TBX/835/A/ECO	CF13DD/E/835 CF18DD/E/835 CF18DT/E/IN/835		PLC-7-O-835-DIR
			6.5PLO/840/DIR	34991	PL-C 13W/840/4P/Alto PL-C 18W/840/4P/Alto PL-T 18W/840/4P/Alto	F13DBX/840/ECO4P F13TBX/840/A/ECO F18DBX/840/ECO4P F18TBX/840/A/ECO	CF13DD/E/840 CF18DD/E/840 CF18DT/E/IN/840		PLC-7-O-840-DIR
 4-pin G24q GX24q Horizontal Installation	13-18W	Direct Electronic Ballast	5.5PLH/827/DIR/RC	57895	PL-C 13W/827/4P/Alto PL-T 13W/827/X/4P/Alto PL-C 18W/827/4P/Alto PL-T 18W/827/X/4P/Alto PL-T 18W/827/4P/Alto	F13DBX/827/ECO4P F13TBX827/4P/ECO F13TBX/827/A/ECO F18DBX/827/ECO4P F18TBX827/4P/ECO F18TBX/827/A/ECO	CF13DD/E/827 CF13DT/E/827 CF18DD/E/827 CF18DT/E/827 CF18DT/E/IN/827		
			5.5PLH/830/DIR/RC	57896	PL-C 13W/830/4P/Alto PL-C 18W/830/4P/Alto PL-T 18W/830/4P/Alto	F13DBX/830/ECO4P F13TBX/830/A/ECO F18DBX/830/ECO4P F18TBX/830/A/ECO	CF13DD/E/830 CF18DD/E/830 CF18DT/E/IN/830		
			5.5PLH/835/DIR/RC	57897	PL-C 13W/835/4P/Alto PL-C 18W/835/4P/Alto PL-T 18W/835/4P/Alto	F13DBX/835/ECO4P F13TBX/835/A/ECO F18DBX/835/ECO4P F18TBX/835/A/ECO	CF13DD/E/835 CF18DD/E/835 CF18DT/E/IN/835		
			5.5PLH/840/DIR/RC	57898	PL-C 13W/841/4P/Alto PL-C 18W/841/4P/Alto PL-T 18W/841/4P/Alto	F13DBX/841/ECO4P F13TBX/841/A/ECO F18DBX/841/ECO4P F18TBX/841/A/ECO	CF13DD/E/841 CF18DD/E/841 CF18DT/E/IN/841		
 4-pin G24q GX24q Vertical Installation	13-18W	Direct Electronic Ballast	6PLV/827/DIR/R	28370	PL-C 13W/827/4P/Alto PL-T 13W/827/X/4P/Alto PL-C 18W/827/4P/Alto PL-T 18W/827/X/4P/Alto PL-T 18W/827/4P/Alto	F13DBX/827/ECO4P F13TBX827/4P/ECO F13TBX/827/A/ECO F18DBX/827/ECO4P F18TBX827/4P/ECO F18TBX/827/A/ECO	CF13DD/E/827 CF13DT/E/827 CF18DD/E/827 CF18DT/E/827 CF18DT/E/IN/827		
			6.5PLV/830/DIR 6PLV/830/DIR 6PLV/830/DIR/R	28371	PL-C 13W/830/4P/Alto PL-C 18W/830/4P/Alto PL-T 18W/830/4P/Alto	F13DBX/830/ECO4P F13TBX/830/A/ECO F18DBX/830/ECO4P F18TBX/830/A/ECO	CF13DD/E/830 CF18DD/E/830 CF18DT/E/IN/830		
			6PLV/835/DIR/R	28372	PL-C 13W/835/4P/Alto PL-C 18W/835/4P/Alto PL-T 18W/835/4P/Alto	F13DBX/835/ECO4P F13TBX/835/A/ECO F18DBX/835/ECO4P F18TBX/835/A/ECO	CF13DD/E/835 CF18DD/E/835 CF18DT/E/IN/835		
			6PLV/840/DIR/R	28373	PL-C 13W/841/4P/Alto PL-C 18W/841/4P/Alto PL-T 18W/841/4P/Alto	F13DBX/841/ECO4P F13TBX/841/A/ECO F18DBX/841/ECO4P F18TBX/841/A/ECO	CF13DD/E/841 CF18DD/E/841 CF18DT/E/IN/841		

GREEN CREATIVE PL LAMP CROSS REFERENCE

PLC LINE									
Base	Replaces	Installation	GREEN CREATIVE Model	Product	CFL CROSS REFERENCE			LED CROSS REFERENCE	
					Philips	GE	Sylvania	Lunera	RAB
<p>2-pin G24d GX24d</p> <p>4-pin G24q GX24q</p> <p>Horizontal Installation</p> <p>Vertical Installation</p>	13-18W	HYBM Bypass / Direct on magnetic ballast	7PLO/827/HYBM	34996	Direct or Bypass PL-C 18W/827/Alto Bypass PL-C 13W/827/4P/Alto PL-C 18W/827/4P/Alto PL-T 18W/827/4P/Alto	Direct or Bypass F13DBX/827/ECO F18DBX/827/ECO Bypass F13DBX/827/ECO4P F13TBX/827/A/ECO F18DBX/827/ECO4P F18TBX/827/A/ECO	Direct or Bypass CF18DD/827 Bypass CF13DD/E/827 CF18DD/E/827 CF18DT/E/IN/827		
			7PLO/830/HYBM	34997	Direct or Bypass PL-C 18W/830/Alto Bypass PL-C 13W/830/4P/Alto PL-C 18W/830/4P/Alto PL-T 18W/830/4P/Alto	Direct or Bypass F13DBX/830/ECO F18DBX/830/ECO Bypass F13DBX/830/ECO4P F13TBX/830/A/ECO F18DBX/830/ECO4P F18TBX/830/A/ECO	Direct or Bypass CF18DD/830 Bypass CF13DD/E/830 CF18DD/E/830 CF18DT/E/IN/830		
			7PLO/835/HYBM	34998	PL-C 18W/835/Alto Bypass PL-C 13W/835/4P/Alto PL-C 18W/835/4P/Alto PL-T 18W/835/4P/Alto	Direct or Bypass F13DBX/835/ECO F18DBX/835/ECO Bypass F13DBX/835/ECO4P F13TBX/835/A/ECO F18DBX/835/ECO4P F18TBX/835/A/ECO	Direct or Bypass CF18DD/835 Bypass CF13DD/E/835 CF18DD/E/835 CF18DT/E/IN/835		PLC-7-O-835-HYB
			7PLO/840/HYBM	34999	Direct or Bypass PL-C 18W/841/Alto Bypass PL-C 13W/841/4P/Alto PL-C 18W/841/4P/Alto PL-T 18W/841/4P/Alto	Direct or Bypass F13DBX/841/ECO F18DBX/841/ECO Bypass F13DBX/841/ECO4P F13TBX/841/A/ECO F18DBX/841/ECO4P F18TBX/841/A/ECO	Direct or Bypass CF18DD/841 Bypass CF13DD/E/841 CF18DD/E/841 CF18DT/E/IN/841		PLC-7-O-840-HYB
<p>2-pin G24d / GX24d</p> <p>4-pin G24q / GX24q</p> <p>Horizontal Installation</p>	13-18W	HYBM Bypass / Direct on magnetic ballast	5.5PLH/835/HYBM	98391	Direct or Bypass PL-C 18W/835/Alto Bypass PL-C 13W/835/4P/Alto PL-C 18W/835/4P/Alto PL-T 18W/835/4P/Alto	Direct or Bypass F13DBX/835/ECO F18DBX/835/ECO Bypass F13DBX/835/ECO4P F13TBX/835/A/ECO F18DBX/835/ECO4P F18TBX/835/A/ECO	Direct or Bypass CF18DD/835 Bypass CF13DD/E/835 CF18DD/E/835 CF18DT/E/IN/835		
			5.5PLH/840/HYBM	98392	Direct or Bypass PL-C 18W/841/Alto Bypass PL-C 13W/841/4P/Alto PL-C 18W/841/4P/Alto PL-T 18W/841/4P/Alto	Direct or Bypass F13DBX/841/ECO F18DBX/841/ECO Bypass F13DBX/841/ECO4P F13TBX/841/A/ECO F18DBX/841/ECO4P F18TBX/841/A/ECO	Direct or Bypass CF18DD/841 Bypass CF13DD/E/841 CF18DD/E/841 CF18DT/E/IN/841		
<p>2-pin G24d / GX24d</p> <p>4-pin G24q / GX24q</p> <p>Vertical Installation</p>	13-18W	HYBM Bypass / Direct on magnetic ballast	5.5PLV/835/HYBM	98385	Direct or Bypass PL-C 18W/835/Alto Bypass PL-C 13W/835/4P/Alto PL-C 18W/835/4P/Alto PL-T 18W/835/4P/Alto	Direct or Bypass F13DBX/835/ECO F18DBX/835/ECO Bypass F13DBX/835/ECO4P F13TBX/835/A/ECO F18DBX/835/ECO4P F18TBX/835/A/ECO	Direct or Bypass CF18DD/835 Bypass CF13DD/E/835 CF18DD/E/835 CF18DT/E/IN/835		
			5.5PLV/840/HYBM	98386	Direct or Bypass PL-C 18W/841/Alto Bypass PL-C 13W/841/4P/Alto PL-C 18W/841/4P/Alto PL-T 18W/841/4P/Alto	Direct or Bypass F13DBX/841/ECO F18DBX/841/ECO Bypass F13DBX/841/ECO4P F13TBX/841/A/ECO F18DBX/841/ECO4P F18TBX/841/A/ECO	Direct or Bypass CF18DD/841 Bypass CF13DD/E/841 CF18DD/E/841 CF18DT/E/IN/841		

GREEN CREATIVE PL LAMP CROSS REFERENCE

PLC LINE									
Base	Replaces	Installation	GREEN CREATIVE Model	Product	CFL CROSS REFERENCE			LED CROSS REFERENCE	
					Philips	GE	Sylvania	Lunera	RAB
 2-pin G24d GX24d  4-pin G24q GX24q  Horizontal Installation  Vertical Installation	26-42W	HYBM Bypass / Direct on magnetic ballast	9PLO/827/HYBM	35000	Direct or Bypass PL-C 26W/827/Alto Bypass PL-C 26W/827/4P/Alto PL-T 26W/827/4P/Alto PL-T 32W/827/4P/Alto PL-T 42W/827/4P/Alto	Direct or Bypass F26DBX/827/ECO F26DBX/E/827/ECO Bypass F26DBX/827/ECO4P F26TBX827/4P/ECO F26TBX/827/A/ECO F32TBX/827/A/ECO F42TBX/827/A/ECO	Direct or Bypass CF26DD/827 Bypass CF26DD/E/827 CF26DT/E/827 CF26DT/E/IN/827 CF32DT/E/IN/827 CF42DT/E/IN/827	HN-H-G24D-B-13W827-G4 HN-H-G24D-26W2700-G2 HN-PLVH-G24Q-L10W-827	PLC-9-O-827-HYB
			9PLO/830/HYBM	35001	Direct or Bypass PL-C 26W/830/Alto Bypass PL-C 26W/830/4P/Alto PL-T 26W/830/X/4P/Alto PL-T 26W/830/4P/Alto PL-T 32W/830/4P/Alto PL-T 42W/830/4P/Alto	Direct or Bypass F26DBX/830/ECO F26DBX/E/830/ECO Bypass F26DBX/830/ECO4P F26TBX830/4P/ECO F26TBX/830/A/ECO F32TBX/830/A/ECO F42TBX/830/A/ECO	Direct or Bypass CF26DD/830 Bypass CF26DD/E/830 CF26DT/E/830 CF26DT/E/IN/830 CF32DT/E/IN/830 CF42DT/E/IN/830	HN-H-G24D-B-13W830-G4 HN-H-G24D-26W3000-G2 HN-PLVH-G24Q-L10W-830	PLC-9-O-830-HYB
			9PLO/835/HYBM	35002	Direct or Bypass PL-C 26W/835/Alto Bypass PL-C 26W/835/4P/Alto PL-T 26W/835/X/4P/Alto PL-T 26W/835/4P/Alto PL-T 32W/835/4P/Alto PL-T 42W/835/4P/Alto	Direct or Bypass F26DBX/835/ECO F26DBX/E/835/ECO Bypass F26DBX/835/ECO4P F26TBX835/4P/ECO F26TBX/835/A/ECO F32TBX/835/A/ECO F42TBX/835/A/ECO	Direct or Bypass CF26DD/835 Bypass CF26DD/E/835 CF26DT/E/835 CF26DT/E/IN/835 CF32DT/E/IN/835 CF42DT/E/IN/835	HN-H-G24D-B-13W835-G4 HN-H-G24D-26W3500-G2 HN-PLVH-G24Q-L10W-835	PLC-9-O-835-HYB
			9PLO/840/HYBM	35003	Direct or Bypass PL-C 26W/841/Alto Bypass PL-C 26W/841/4P/Alto PL-T 26W/841/X/4P/Alto PL-T 26W/841/4P/Alto PL-T 32W/841/4P/Alto PL-T 42W/841/4P/Alto	Direct or Bypass F26DBX/841/ECO F26DBX/E/841/ECO Bypass F26DBX/841/ECO4P F26TBX841/4P/ECO F26TBX/841/A/ECO F32TBX/841/A/ECO F42TBX/841/A/ECO	Direct or Bypass CF26DD/841 Bypass CF26DD/E/841 CF26DT/E/841 CF26DT/E/IN/841 CF32DT/E/IN/841 CF42DT/E/IN/841	HN-H-G24D-B-13W841-G4 HN-H-G24D-26W4100-G2 HN-PLVH-G24Q-L10W-841	PLC-9-O-840-HYB
 4-pin G24q GX24q  Horizontal Installation  Vertical Installation	26-42W	Direct Electronic Ballast	9.5PLO/827/DIR	34992	PL-C 26W/827/4P/Alto PL-T 26W/827/X/4P/Alto PL-T 26W/827/4P/Alto PL-T 32W/827/4P/Alto PL-T 42W/827/4P/Alto	F26DBX/827/ECO4P F26TBX827/4P/ECO F26TBX/827/A/ECO F32TBX/827/A/ECO F42TBX/827/A/ECO	CF26DD/E/827 CF26DT/E/827 CF26DT/E/IN/827 CF32DT/E/IN/827 CF42DT/E/IN/827	HN-H-G24Q-26W2700-G2	PLC-9.5-O-827-DIR
			9.5PLO/830/DIR	34993	PL-C 26W/830/4P/Alto PL-T 26W/830/4P/Alto PL-T 32W/830/4P/Alto PL-T 42W/830/4P/Alto	F26DBX/830/ECO4P F26TBX/830/A/ECO F32TBX/830/A/ECO F42TBX/830/A/ECO	CF26DD/E/830 CF26DT/E/IN/830 CF32DT/E/IN/830 CF42DT/E/IN/830	HN-H-G24Q-26W3000-G2	PLC-9.5-O-830-DIR
			9.5PLO/835/DIR	34994	PL-C 26W/835/4P/Alto PL-T 26W/835/4P/Alto PL-T 32W/835/4P/Alto PL-T 42W/835/4P/AI	F26DBX/835/ECO4P F26TBX/835/A/ECO F32TBX/835/A/ECO F42TBX/835/A/ECO	CF26DD/E/835 CF26DT/E/IN/835 CF32DT/E/IN/835 CF42DT/E/IN/835	HN-H-G24Q-26W3500-G2z	PLC-9.5-O-835-DIR
			9.5PLO/840/DIR	34995	PL-C 26W/841/4P/Alto PL-T 26W/841/4P/Alto PL-T 32W/841/4P/Alto PL-T 42W/841/4P/Alto	F26DBX/841/ECO4P F26TBX/841/A/ECO F32TBX/841/A/ECO F42TBX/841/A/ECO	CF26DD/E/841 CF26DT/E/IN/841 CF32DT/E/IN/841 CF42DT/E/IN/841	HN-H-G24Q-26W4000-G2	PLC-9.5-O-840-DIR

GREEN CREATIVE PL LAMP CROSS REFERENCE

PLC LINE									
Base	Replaces	Installation	GREEN CREATIVE Model	Product	CFL CROSS REFERENCE			LED CROSS REFERENCE	
					Philips	GE	Sylvania	Lunera	RAB
 4-pin G24q GX24q Horizontal Installation	26-42W	Direct Electronic Ballast	8.5PLH/827/DIR/R	28366	PL-C 26W/827/4P/Alto PL-T 26W/827/X/4P/Alto PL-T 26W/827/4P/Alto PL-T 32W/827/4P/Alto PL-T 42W/827/4P/Alto	F26DBX/827/ECO4P F26TBX827/4P/ECO F26TBX/827/A/ECO F32TBX/827/A/ECO F42TBX/827/A/ECO	CF26DD/E/827 CF26DT/E/827 CF26DT/E/IN/827 CF32DT/E/IN/827 CF42DT/E/IN/827	HN-H-G24Q-26W-2700-G2	PLC-9-H-827-DIR
			8.5PLH/830/DIR/R	28367	PL-C 26W/830/4P/Alto PL-T 26W/830/4P/Alto PL-T 32W/830/4P/Alto PL-T 42W/830/4P/Alto	F26DBX/830/ECO4P F26TBX/830/A/ECO F32TBX/830/A/ECO F42TBX/830/A/ECO	CF26DD/E/830 CF26DT/E/IN/830 CF32DT/E/IN/830 CF42DT/E/IN/830	HN-H-G24Q-26W-3000-G2	PLC-9-H-830-DIR
			8.5PLH/835/DIR/R	28368	PL-C 26W/835/4P/Alto PL-T 26W/835/4P/Alto PL-T 32W/835/4P/Alto PL-T 42W/835/4P/AI	F26DBX/835/ECO4P F26TBX/835/A/ECO F32TBX/835/A/ECO F42TBX/835/A/ECO	CF26DD/E/835 CF26DT/E/IN/835 CF32DT/E/IN/835 CF42DT/E/IN/835	HN-H-G24Q-26W-3500-G2	PLC-9-H-840-DIR
			8.5PLH/840/DIR/R	28369	PL-C 26W/841/4P/Alto PL-T 26W/841/4P/Alto PL-T 32W/841/4P/Alto PL-T 42W/841/4P/Alto	F26DBX/841/ECO4P F26TBX/841/A/ECO F32TBX/841/A/ECO F42TBX/841/A/ECO	CF26DD/E/841 CF26DT/E/IN/841 CF32DT/E/IN/841 CF42DT/E/IN/841	HN-H-G24Q-26W-4000-G2	PLC-9-H-840-DIR
			10.5PLH/930/DIR (High CRI)	57903	PL-C 26W/830/4P/Alto PL-T 26W/830/4P/Alto PL-T 32W/830/4P/Alto PL-T 42W/830/4P/Alto	F26DBX/830/ECO4P F26TBX/830/A/ECO F32TBX/830/A/ECO F42TBX/830/A/ECO	CF26DD/E/830 CF26DT/E/IN/830 CF32DT/E/IN/830 CF42DT/E/IN/830		
 4-pin G24q GX24q Vertical Installation	26-42W	Direct Electronic Ballast	9.5PLV/827/DIR/R	28374	PL-C 26W/827/4P/Alto PL-T 26W/827/X/4P/Alto PL-T 26W/827/4P/Alto PL-T 32W/827/4P/Alto PL-T 42W/827/4P/Alto	F26DBX/827/ECO4P F26TBX827/4P/ECO F26TBX/827/A/ECO F32TBX/827/A/ECO F42TBX/827/A/ECO	CF26DD/E/827 CF26DT/E/827 CF26DT/E/IN/827 CF32DT/E/IN/827 CF42DT/E/IN/827	HN-V-G24Q-26W-2700-G2	PLC-7-O-827-DIR
			9.5PLV/830/DIR/RC	28375	PL-C 26W/830/4P/Alto PL-T 26W/830/4P/Alto PL-T 32W/830/4P/Alto PL-T 42W/830/4P/Alto	F26DBX/830/ECO4P F26TBX/830/A/ECO F32TBX/830/A/ECO F42TBX/830/A/ECO	CF26DD/E/830 CF26DT/E/IN/830 CF32DT/E/IN/830 CF42DT/E/IN/830	HN-V-G24Q-26W-3000-G2	PLC-7-O-830-DIR
			9.5PLV/835/DIR/RC	28376	PL-C 26W/835/4P/Alto PL-T 26W/835/4P/Alto PL-T 32W/835/4P/Alto PL-T 42W/835/4P/Alto	F26DBX/835/ECO4P F26TBX/835/A/ECO F32TBX/835/A/ECO F42TBX/835/A/ECO	CF26DD/E/835 CF26DT/E/IN/835 CF32DT/E/IN/835 CF42DT/E/IN/835	HN-V-G24Q-26W-3500-G2	PLC-7-O-835-DIR
			9.5PLV/840/DIR/RC	28377	PL-C 26W/841/4P/Alto PL-T 26W/841/4P/Alto PL-T 32W/841/4P/Alto PL-T 42W/841/4P/Alto	F26DBX/841/ECO4P F26TBX/841/A/ECO F32TBX/841/A/ECO F42TBX/841/A/ECO	CF26DD/E/841 CF26DT/E/IN/841 CF32DT/E/IN/841 CF42DT/E/IN/841	HN-V-G24Q-26W-4000-G2	PLC-7-O-840-DIR
 4-pin G24q / GX24q Vertical Installation	26-42W	Direct Electronic Ballast	11PLV/930/DIR (High CRI)	57918	PL-C 26W/830/4P/Alto PL-T 26W/830/4P/Alto PL-T 32W/830/4P/Alto PL-T 42W/830/4P/Alto	F26DBX/830/ECO4P F26TBX/830/A/ECO F32TBX/830/A/ECO F42TBX/830/A/ECO	CF26DD/E/830 CF26DT/E/IN/830 CF32DT/E/IN/830 CF42DT/E/IN/830		

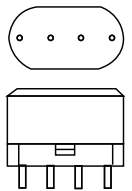
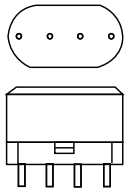
GREEN CREATIVE PL LAMP CROSS REFERENCE

PLC LINE									
Base	Replaces	Installation	GREEN CREATIVE Model	Product	CFL CROSS REFERENCE			LED CROSS REFERENCE	
					Philips	GE	Sylvania	Lunera	RAB
 2-pin G24d GX24d 4-pin G24q GX24q Horizontal Installation	26-42W	HYBM Bypass / Direct on magnetic ballast	8PLH/827/HYBM	98399	Direct or Bypass PL-C 26W/827/Alto Bypass PL-C 26W/827/4P/Alto PL-T 26W/827/X/4P/Alto PL-T 26W/827/4P/Alto PL-T 32W/827/4P/Alto PL-T 42W/827/4P/Alto	Direct or Bypass F26DBX/827/ECO F26DBX/E/827/ECO Bypass F26DBX/827/ECO4P F26TBX827/4P/ECO F26TBX/827/A/ECO F32TBX/827/A/ECO F42TBX/827/A/ECO	Direct or Bypass CF26DD/827 Bypass CF26DD/E/827 CF26DT/E/827 CF26DT/E/IN/827 CF32DT/E/IN/827 CF42DT/E/IN/827	HN-H-G24D-B-13W-827-G4 HN-H-G24D-26W-2700-G2 HN-PLVH-G24Q-L-10W-827	PLC-9-H-827-BYP
			8PLH/830/HYBM	98400	Direct or Bypass PL-C 26W/830/Alto Bypass PL-C 26W/830/4P/Alto PL-T 26W/830/4P/Alto PL-T 32W/830/4P/Alto PL-T 42W/830/4P/Alto	Direct or Bypass F26DBX/830/ECO F26DBX/E/830/ECO Bypass F26DBX/830/ECO4P F26TBX/830/A/ECO F32TBX/830/A/ECO F42TBX/830/A/ECO	Direct or Bypass CF26DD/830 Bypass CF26DD/E/830 CF26DT/E/IN/830 CF32DT/E/IN/830 CF42DT/E/IN/830	HN-H-G24D-B-13W-830-G4 HN-H-G24D-26W-3000-G2 HN-PLVH-G24Q-L-10W-830	PLC-9-H-830-BYP
			8PLH/835/HYBM	98401	Direct or Bypass PL-C 26W/835/Alto Bypass PL-C 26W/835/4P/Alto PL-T 26W/835/4P/Alto PL-T 32W/835/4P/Alto PL-T 42W/835/4P/Alto	Direct or Bypass F26DBX/835/ECO F26DBX/E/835/ECO Bypass F26DBX/835/ECO4P F26TBX/835/A/ECO F32TBX/835/A/ECO F42TBX/835/A/ECO	Direct or Bypass CF26DD/835 Bypass CF26DD/E/835 CF26DT/E/IN/835 CF32DT/E/IN/835 CF42DT/E/IN/835	HN-H-G24D-B-13W-835-G4 HN-H-G24D-26W-3500-G2 HN-PLVH-G24Q-L-10W-835	PLC-9-H-835-BYP
			8PLH/840/HYBM	98402	Direct or Bypass PL-C 26W/841/Alto Bypass PL-C 26W/841/4P/Alto PL-T 26W/841/4P/Alto PL-T 32W/841/4P/Alto PL-T 42W/841/4P/Alto	Direct or Bypass F26DBX/841/ECO F26DBX/E/841/ECO Bypass F26DBX/841/ECO4P F26TBX/841/A/ECO F32TBX/841/A/ECO F42TBX/841/A/ECO	Direct or Bypass CF26DD/841 Bypass CF26DD/E/841 CF26DT/E/IN/841 CF32DT/E/IN/841 CF42DT/E/IN/841	HN-H-G24D-B-13W-840-G4 HN-H-G24D-26W-4000-G2 HN-PLVH-G24Q-L-10W-840	PLC-9-H-840-BYP
 2-pin G24d GX24d 4-pin G24q GX24q Vertical Installation	26-42W	HYBM Bypass / Direct on magnetic ballast	8.5PLV/827/HYBM	98387	Direct or Bypass PL-C 26W/827/Alto Bypass PL-C 26W/827/4P/Alto PL-T 26W/827/X/4P/Alto PL-T 26W/827/4P/Alto PL-T 32W/827/4P/Alto PL-T 42W/827/4P/Alto	Direct or Bypass F26DBX/827/ECO F26DBX/E/827/ECO Bypass F26DBX/827/ECO4P F26TBX827/4P/ECO F26TBX/827/A/ECO F32TBX/827/A/ECO F42TBX/827/A/ECO	Direct or Bypass CF26DD/827 Bypass CF26DD/E/827 CF26DT/E/827 CF26DT/E/IN/827 CF32DT/E/IN/827 CF42DT/E/IN/827	HN-V-G24D-B-13W-827-G4 HN-V-G24D-26W-2700-G2 HN-PLVH-G24Q-L-10W-827	PLC-9-V-827-BYP
			8.5PLV/830/HYBM	98388	Direct or Bypass PL-C 26W/830/Alto Bypass PL-C 26W/830/4P/Alto PL-T 26W/830/4P/Alto PL-T 32W/830/4P/Alto PL-T 42W/830/4P/Alto	Direct or Bypass F26DBX/830/ECO F26DBX/E/830/ECO Bypass F26DBX/830/ECO4P F26TBX/830/A/ECO F32TBX/830/A/ECO F42TBX/830/A/ECO	Direct or Bypass CF26DD/830 Bypass CF26DD/E/830 CF26DT/E/IN/830 CF32DT/E/IN/830 CF42DT/E/IN/830	HN-V-G24D-B-13W-830-G4 HN-V-G24D-26W-3000-G2 HN-PLVH-G24Q-L-10W-830	PLC-9-V-830-BYP
			8.5PLV/835/HYBM	98389	Direct or Bypass PL-C 26W/835/Alto Bypass PL-C 26W/835/4P/Alto PL-T 26W/835/4P/Alto PL-T 32W/835/4P/Alto PL-T 42W/835/4P/Alto	Direct or Bypass F13DBX/835/ECO F18DBX/835/ECO Bypass F13DBX/835/ECO4P F13TBX/835/A/ECO F18DBX/835/ECO4P F18TBX/835/A/ECO	Direct or Bypass CF26DD/835 Bypass CF26DD/E/835 CF26DT/E/IN/835 CF32DT/E/IN/835 CF42DT/E/IN/835	HN-V-G24D-B-13W-835-G4 HN-V-G24D-26W-3500-G2 HN-PLVH-G24Q-L-10W-835	PLC-9-V-835-BYP
			8.5PLV/840/HYBM	98390	Direct or Bypass PL-C 26W/841/Alto Bypass PL-C 26W/841/4P/Alto PL-T 26W/841/4P/Alto PL-T 32W/841/4P/Alto PL-T 42W/841/4P/Alto	Direct or Bypass F26DBX/841/ECO F26DBX/E/841/ECO Bypass F26DBX/841/ECO4P F26TBX/841/A/ECO F32TBX/841/A/ECO F42TBX/841/A/ECO	Direct or Bypass CF26DD/841 Bypass CF26DD/E/841 CF26DT/E/IN/841 CF32DT/E/IN/841 CF42DT/E/IN/841	HN-V-G24D-B-13W-840-G4 HN-V-G24D-26W-4000-G2 HN-PLVH-G24Q-L-10W-840	PLC-9-V-840-BYP

GREEN CREATIVE PL LAMP CROSS REFERENCE

PLC LINE									
Base	Replaces	Installation	GREEN CREATIVE Model	Product	CFL CROSS REFERENCE			LED CROSS REFERENCE	
					Philips	GE	Sylvania	Lunera	RAB
 4-pin G24q GX24q Horizontal Installation	42W	Direct Electronic Ballast	14.5PLH/830/DIR	98244	PL-T 42W/830/4P/ALTO PL-T 42W/830/A/4P/ALTO PL-T 42W/830/XEW/A/4P /ALTO 33W	F42TBX/830/A/ECO	CF42DT/E/IN/830 CF42DT/E/IN/830/ XL/ECO	HN-H-G24Q-B-11W-830-G4	PLT-16-H-830-DIR
			14.5PLH/835/DIR	98245	PL-T 42W/835/4P/ALTO PL-T 42W/835/A/4P/ALTO PL-T 42W/835/XEW/A/4P /ALTO 33W	F42TBX/835/A/ECO	CF42DT/E/IN/835 CF42DT/E/IN/835/ XL/ECO	HN-H-G24Q-B-11W-835-G4	PLT-16-H-835-DIR
			14.5PLH/840/DIR	98246	PL-T 42W/841/4P/ALTO PL-T 42W/841/A/4P/ALTO PL-T 42W/841/XEW/A/4P /ALTO 33W	F42TBX/841/A/ECO	CF42DT/E/IN/841 CF42DT/E/IN/841/ XL/ECO	HN-H-G24Q-B-11W-840-G4	PLT-16-H-840-DIR
 4-pin G24q GX24q Horizontal Installation	42W	Direct Electronic Ballast	17PLV/830/DIR	98248	PL-T 42W/830/4P/ALTO PL-T 42W/830/A/4P/ALTO PL-T 42W/830/XEW/A/4P /ALTO 33W	F42TBX/830/A/ECO	CF42DT/E/IN/830 CF42DT/E/IN/830 /XL/ECO	HN-V-G24Q-B-11W-830-G4	PLT-16-V-830-DIR
			17PLV/835/DIR	98249	PL-T 42W/835/4P/ALTO PL-T 42W/835/A/4P/ALTO PL-T 42W/835/XEW/A/4P /ALTO 33W	F42TBX/835/A/ECO	CF42DT/E/IN/835 CF42DT/E/IN/835/ XL/ECO	HN-V-G24Q-B-11W-835-G4	PLT-16-V-835-DIR
			17PLV/840/DIR	98250	PL-T 42W/841/4P/ALTO PL-T 42W/841/A/4P/ALTO PL-T 42W/841/XEW/A/4P /ALTO 33W	F42TBX/841/A/ECO	CF42DT/E/IN/841 CF42DT/E/IN/841/ XL/ECO	HN-V-G24Q-B-11W-840-G4	PLT-16-V-840-DIR
 2-pin G24d / GX24d 4-pin G24q / GX24q Horizontal Installation	42W	Bypass	15.5PLH/830/BYP	98252	PL-T 42W/830/4P/ALTO PL-T 42W/830/A/4P/ALTO PL-T 42W/830/XEW/A/4P /ALTO 33W	F42TBX/830/A/ECO	CF42DT/E/IN/830 CF42DT/E/IN/830/ XL/ECO	1HN-PLVH-G24Q-L-20W-830	PLT-15.5-H-830 -BYP
			15.5PLH/835/BYP	98253	PL-T 42W/835/4P/ALTO PL-T 42W/835/A/4P/ALTO PL-T 42W/835/XEW/A/4P /ALTO 33W	F42TBX/835/A/ECO	CF42DT/E/IN/835 CF42DT/E/IN/835/ XL/ECO	HN-PLVH-G24Q-L-20W-835	PLT-15.5-H-835 -BYP
			15.5PLH/840/BYP	98254	PL-T 42W/841/4P/ALTO PL-T 42W/841/A/4P/ALTO PL-T 42W/841/XEW/A/4P /ALTO 33W	F42TBX/841/A/ECO	CF42DT/E/IN/841 CF42DT/E/IN/841/ XL/ECO	HN-PLVH-G24Q-L-20W-840	PLT-15.5-H-840 -BYP
 2-pin G24d / GX24d 4-pin G24q / GX24q Vertical Installation	42W	Bypass	16.5PLV/830/BYP	98256	PL-T 42W/830/4P/ALTO PL-T 42W/830/A/4P/ALTO PL-T 42W/830/XEW/A/4P /ALTO 33W	F42TBX/830/A/ECO	CF42DT/E/IN/830 CF42DT/E/IN/830/ XL/ECO	HN-PLVH-G24Q-L-20W-830	PLT-16.5-V-830 -BYP
			16.5PLV/835/BYP	98257	PL-T 42W/835/4P/ALTO PL-T 42W/835/A/4P/ALTO PL-T 42W/835/XEW/A/4P /ALTO 33W	F42TBX/835/A/ECO	CF42DT/E/IN/835 CF42DT/E/IN/835/ XL/ECO	HN-PLVH-G24Q-L-20W-835	PLT-16.5-V-835 -BYP
			16.5PLV/840/BYP	98258	PL-T 42W/841/4P/ALTO PL-T 42W/841/A/4P/ALTO PL-T 42W/841/XEW/A/4P /ALTO 33W	F42TBX/841/A/ECO	CF42DT/E/IN/841 CF42DT/E/IN/841/ XL/ECO	HN-PLVH-G24Q-L-20W-840	PLT-16.5-V-840 -BYP


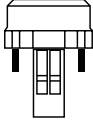


GREEN CREATIVE PL LAMP CROSS REFERENCE

PLL LINE								
Base	Replaces	Installation	GREEN CREATIVE Model	Product	CFL CROSS REFERENCE			LED CROSS REFERENCE
					Philips	GE	Sylvania	Lunera
 <p>4-pin 2G11</p>	36W	Direct Electronic Ballast	14.5PLL/835/DIR 14.5PLL/835/GL/DIR	97750 98488	PL-L 36W/835	F39/36BX/SPX35	FT36DL/835	
	36W	Direct Electronic Ballast	14.5PLL/840/GL/DIR	98489	PL-L 36W/841	F39/36BX/SPX41	FT36DL/841	
	40W	Direct Electronic Ballast	17PLL/830/DIR 13PLL/830/GL/DIR	97745 98477	PL-L 40W/830/RS/IS PL-L 40W/830/XEW/4P/IS 25W	F40/30BX/SPX30 F40/25BX830/IS/WM	FT40DL/830/RS FT40DL/25W/830/SS/ECO	HN-PLL-D-22-22W-830-G1
	40W	Direct Electronic Ballast	17PLL/830/DIR 13PLL/830/GL/DIR	97746 98478	PL-L 40W/835/RS/IS PL-L 40W/835/XEW/4P/IS 25W	F40/30BX/SPX35 F40/25BX835/IS/WM	FT40DL/835/RS FT40DL/25W/835/SS/ECO	HN-PLL-D-22-22W-835-G1
	40W	Direct Electronic Ballast	17PLL/840/DIR 13PLL/840/GL/DIR	97747 98479	PL-L 40W/840/RS/IS PL-L 40W/840/XEW/4P/IS 25W	F40/30BX/SPX40 F40/25BX840/IS/WM	FT40DL/840/RS FT40DL/25W/840/SS/ECO	HN-PLL-D-22-22W-840-G1
 <p>4-pin 2G11</p>	18W	Bypass	8.5PLL/835/GL/BYP	34858	PL-L 18W/835	F18BX/SPX35 F18BX/SPX35/RS	FT18DL/835 FT18DL/835/RS	
	18W	Bypass	8.5PLL/840/GL/BYP	34859	PL-L 18W/841	F18BX/SPX41 F18BX/SPX41/RS	FT18DL/841 FT18DL/841/RS	
	24W	Bypass	10PLL/835/GL/BYP	34861	PL-L 24W/835	F27/24BX/SPX35	FT24DL/835	
	24W	Bypass	10PLL/840/GL/BYP	34862	PL-L 24W/841	F27/24BX/SPX41	FT24DL/841	
	36W	Bypass	16PLL/835/GL/BYP	34864	PL-L 36W/835	F39/36BX/SPX35	FT36DL/835	
	36W	Bypass	16PLL/840/GL/BYP	34865	PL-L 36W/841	F39/36BX/SPX41	FT36DL/841	
	40W	Bypass	17PLL/830/GL/BYP	34866	PL-L 40W/830/RS/IS PL-L 40W/830/XEW/4P/IS 25W	F40/30BX/SPX30 F40/25BX830/IS/WM	FT40DL/830/RS FT40DL/25W/830/SS/ECO	
	40W	Bypass	17PLL/835/GL/BYP	34867	PL-L 40W/835/RS/IS PL-L 40W/835/XEW/4P/IS 25W	F40/30BX/SPX35 F40/25BX835/IS/WM	FT40DL/835/RS FT40DL/25W/835/SS/ECO	
	40W	Bypass	17PLL/840/GL/BYP	34868	PL-L 40W/840/RS/IS PL-L 40W/840/XEW/4P/IS 25W	F40/30BX/SPX40 F40/25BX840/IS/WM	FT40DL/840/RS FT40DL/25W/840/SS/ECO	

GREEN CREATIVE PL LAMP CROSS REFERENCE

PLS LINE								
Base	Replaces	Installation	GREEN CREATIVE Model	Product	CFL CROSS REFERENCE			LED CROSS REFERENCE
					Philips	GE	Sylvania	Lunera
 2-pin G23 4-pin 2G7	7-9W	Bypass / Direct on magnetic ballast	3.5PLS/827/HYB/G23	57812	PL-S 7W/827/2P/Alto PL-S 9W/827/2P/Alto	F7BX/827/ECO F9BX/827/ECO	CF7DS/827/ECO CF9DS/827/ECO	
	7-9W	Bypass / Direct on magnetic ballast	3.5PLS/835/HYB/G23	57814	PL-S 7W/835/2P/Alto PL-S 9W/835/2P/Alto	F7BX/835/ECO F9BX/835/ECO	CF7DS/835/ECO CF9DS/835/ECO	
	7-9W	Bypass	3.5PLS/835/BYP/2G7	57818	MASTER PL-S 7W/840/4P MASTER PL-S 9W/840/4P	F7BX/840/4P F9BX/840/4P	CF7DS/E/841 CF9DS/E/841	
 2-pin GX23	13W	Bypass / Direct on magnetic ballast	5.5PLS/827/HYB/GX23	57820	PL-S 13W/827/2P/Alto	F13BX/827/ECO F13BX/E/827/ECO	CF13DS/827/ECO CFT13WDS/EC/827/ECO	HN-H-GX23-U-5W-827-G4
	13W	Bypass / Direct on magnetic ballast	5.5PLS/830/HYB/GX23	57821	PL-S 13W/830/2P/Alto	F13BX/830/ECO F13BX/E/830/ECO	CF13DS/830/ECO CFT13WDS/EC/830/ECO	HN-H-GX23-U-5W-830-G4
	13W	Bypass / Direct on magnetic ballast	5.5PLS/835/HYB/GX23	57822	PL-S 13W/835/2P/Alto	F13BX/835/ECO F13BX/E/835/ECO	CF13DS/835/ECO CFT13WDS/EC/835/ECO	HN-H-GX23-U-5W-835-G4
	13W	Bypass / Direct on magnetic ballast	5.5PLS/840/HYB/GX23	57823	PL-S 13W/841/2P/Alto	F13BX/841/ECO F13BX/E/841/ECO	CF13DS/841/ECO CFT13WDS/EC/841/ECO	HN-H-GX23-U-5W-840-G4
	13W	Bypass / Direct on magnetic ballast	6PLS/827/HYB/GX23 6PLS/827/HYB/GX23/R 5.5PLSH/827/HYB/GX23	57962 57962 98407	PL-C 13W/827/USA/Alto	F13DBX23/827/ECO	CF13DD/827 CF13DD/827/ECO	
	13W	Bypass / Direct on magnetic ballast	6PLS/830/HYB/GX23 6PLS/830/HYB/GX23/R 5.5PLSH/830/HYB/GX23	57963 57963 98408	PL-C 13W/830/USA/Alto	F13DBX23/830/ECO	CF13DD/830 CF13DD/830/ECO	
	13W	Bypass / Direct on magnetic ballast	6PLS/835/HYB/GX23 6PLS/835/HYB/GX23/R 5.5PLSH/835/HYB/GX23	57964 57964 98409	PL-C 13W/835/USA/Alto	F13DBX23/835/ECO	CF13DD/835 CF13DD/835/ECO	
	13W	Bypass / Direct on magnetic ballast	6PLS/840/HYB/GX23 6PLS/840/HYB/GX23/R 5.5PLSH/840/HYB/GX23	57965 57965 98410	PL-C 13W/841/USA/Alto	F13DBX23/841/ECO	CF13DD/841 CF13DD/841/ECO	

GREEN CREATIVE PL LAMP CROSS REFERENCE

PLS LINE								
Base	Replaces	Installation	GREEN CREATIVE Model	Product	CFL CROSS REFERENCE			LED CROSS REFERENCE
					Philips	GE	Sylvania	Lunera
   Vertical Installation 2-pin GX23	13W	Bypass / Direct on magnetic ballast	7PLSV/827/HYB/GX23 6.5PLSV/827/HYB/GX23 5.5PLSV/827/HYB/GX23	57931 28378 98403	PL-S 13W/827/2P/Alto	F13BX/827/ECO F13BX/E/827/ECO	CF13DS/827/ECO CFT13WDS/EC/827/ECO	
	13W	Bypass / Direct on magnetic ballast	7PLSV/830/HYB/GX23 6.5PLSV/830/HYB/GX23 5.5PLSV/830/HYB/GX23	57932 28379 98404	PL-S 13W/830/2P/Alto	F13BX/830/ECO F13BX/E/830/ECO	CF13DS/830/ECO CFT13WDS/EC/830/ECO	
	13W	Bypass / Direct on magnetic ballast	7PLSV/835/HYB/GX23 6.5PLSV/835/HYB/GX23 5.5PLSV/835/HYB/GX23	57933 28380 98405	PL-S 13W/835/2P/Alto	F13BX/835/ECO F13BX/E/835/ECO	CF13DS/835/ECO CFT13WDS/EC/835/ECO	
	13W	Bypass / Direct on magnetic ballast	7PLSV/840/HYB/GX23 6.5PLSV/840/HYB/GX23 5.5PLSV/840/HYB/GX23	57934 28381 98406	PL-S 13W/841/2P/Alto	F13BX/841/ECO F13BX/E/841/ECO	CF13DS/841/ECO CFT13WDS/EC/841/ECO	
 4-pin 2GX7	13W	Bypass	5.5PLS/835/BYP/2GX7	57826			CF13DS/E/841	