

Project Name:	Type:
Part Number:	Date:

HIGH CRI A LAMP Family

FEATURES

- Suitable to replace 40W, 60W, 75W, 100W incandescent
- High CRI and R values (R9 50, R13 95) deliver richer reds and natural skin tones
- Tight LED binning for consistent CCT across all lamps
- Comfortable diffused light
- Smooth dimming with most forward and reverse phase dimmers*
- Available in 2700K, 3000K, 3500K, 4000K and 5000K color temperatures
- Suitable for use in totally enclosed fixtures and damp locations**
- Fixture operating temperature: -4°F to 95°F (-20°C to 35°C)
- Lamp ambient temperature: -4°F to 113°F (-20°C to 45°C)
- Rated Lifetime (L70): 25,000hrs
- 5 year limited warranty for 60W 277V equivalents
- 3 year limited warranty for the other equivalents ***



122024



SPECIFICATIONS

Product	Model	Equiv.	Wattage (W)	CCT	Lumens	Efficacy (LPW)	Input Voltage	Beam Angle	CRI	Dim.*	Power Factor	Base	Fixture Rating	JA8	T20	DOE
36552	6A19DIM/927	40W	6	2700K	480	90	120V	230°	92	Yes	0.7	E26	Enclosed	N.A.	✓	✓
36553	6A19DIM/930	40W	6	3000K	480	90	120V	230°	92	Yes	0.7	E26	Enclosed	N.A.	✓	✓
36554	9A19DIM/927/R	60W	9	2700K	800	89	120V	230°	92	Yes	0.7	E26	Enclosed	N.A.	✓	✓
36555	9A19DIM/930/R	60W	9	3000K	820	91	120V	230°	92	Yes	0.7	E26	Enclosed	N.A.	✓	✓
36556	9A19DIM/940/R	60W	9	4000K	860	96	120V	230°	92	Yes	0.7	E26	Enclosed	N.A.	✓	✓
36557	9A19DIM/950/R	60W	9	5000K	860	96	120V	230°	92	Yes	0.7	E26	Enclosed	N.A.	✓	✓
36675	9A19DIM/927/GU24/RC	60W	9	2700K	800	89	120V	230°	92	Yes	0.7	GU24	Enclosed	N.A.	✓	✓
36676	9A19DIM/930/GU24/RC	60W	9	3000K	820	91	120V	230°	92	Yes	0.7	GU24	Enclosed	N.A.	✓	✓
36677	9A19DIM/940/GU24/RC	60W	9	4000K	860	96	120V	230°	92	Yes	0.7	GU24	Enclosed	N.A.	✓	✓
36678	9A19DIM/950/GU24/RC	60W	9	5000K	860	96	120V	230°	92	Yes	0.7	GU24	Enclosed	N.A.	✓	✓
98562	9A19/927/277V	60W	9	2700K	800	89	120-277V	240°	92	No	0.9	E26	Enclosed	N.A.	✓	✓
98563	9A19/930/277V	60W	9	3000K	820	91	120-277V	240°	92	No	0.9	E26	Enclosed	N.A.	✓	✓
98564	9A19/940/277V	60W	9	4000K	860	96	120-277V	240°	92	No	0.9	E26	Enclosed	N.A.	✓	✓
36679	11A19DIM/927/R	75W	11	2700K	1,100	100	120V	230°	92	Yes	0.7	E26	Enclosed	N.A.	✓	N.A.
36680	11A19DIM/930/R	75W	11	3000K	1,150	105	120V	230°	92	Yes	0.7	E26	Enclosed	N.A.	✓	N.A.
36681	11A19DIM/940/R	75W	11	4000K	1,200	109	120V	230°	92	Yes	0.7	E26	Enclosed	N.A.	✓	N.A.
36682	11A19DIM/950/R	75W	11	5000K	1,200	109	120V	230°	92	Yes	0.7	E26	Enclosed	N.A.	✓	N.A.
98147	15A21DIM/927/N	100W	15	2700K	1,600	107	120V	240°	92	Yes	0.9	E26	Enclosed	✓	✓	✓
98148	15A21DIM/930/N	100W	15	3000K	1,650	110	120V	240°	92	Yes	0.9	E26	Enclosed	✓	✓	✓
98149	15A21DIM/940/N	100W	15	4000K	1,700	113	120V	240°	92	Yes	0.9	E26	Enclosed	✓	✓	✓

* This lamp might not be compatible with all dimmers and low-voltage transformers. Please visit www.greencreative.com for compatibility information.

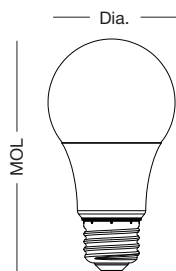
** All High CRI A lamps are not suitable for use in IC enclosed fixtures.

*** Please visit www.greencreative.com for Limited Warranty terms.

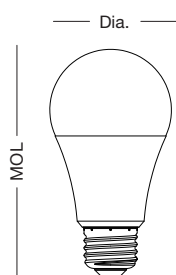


HIGH CRI A LAMP Family

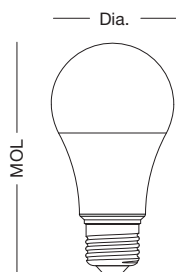
DIMENSIONS & WEIGHT



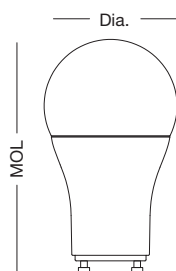
Model	Base	MOL	Dia.	Weight
6A19DIM/xxx	E26	4-5/16"	2-3/8"	0.067lb



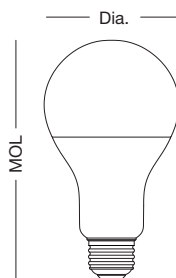
Model	Base	MOL	Dia.	Weight
9A19DIM/xxx/R	E26	4-3/8"	2-3/8"	0.067lb
11A19DIM/XXX/R	E26	4-5/16"	2-3/8"	0.067lb



Model	Base	MOL	Dia.	Weight
9A19/xxx/277V	E26	4-1/2"	2-3/8"	0.12lb



Model	Base	MOL	Dia.	Weight
9A19DIM/xxx/GU24/RC	GU24	4-3/16"	2-3/8"	0.101lb



Model	Base	MOL	Dia.	Weight
15A21DIM/xxx/N	E26	5-7/16"	3"	0.23lb



HIGH CRI A LAMP Family

MINIMUM COMPARTMENT DIMENSIONS***

Model	Diameter	Height
6A19DIM/xxx	5-1/8"	7-1/2"
9A19DIM/xxx/R		
11A19DIM/xxx/R		
9A19/xxx/277V		
9A19DIM/xxx/GU24/RC		
15A21DIM/xxx/N		

***Installing lamp in a fixture that does not have the minimum compartment dimensions will void the warranty and could cause product failures.

Where xxx means 824-965 which indicates CRI and color temperature

ORDERING INFORMATION

Model	Master Carton			Shipping Carton		
	Case Qty	Case Dimensions (L x W x H)	Case Weight	Case Qty	Case Dimensions (L x W x H)	Case Weight
6A19DIM/xxx	N.A.	N.A.	N.A.	72PCS	14-9/16" x 14-9/16" x 10-7/16"	9.81 lb
9A19DIM/xxx/R	N.A.	N.A.	N.A.	72PCS	14-9/16" x 14-9/16" x 10-7/16"	11.46 lb
9A19DIM/xxx/GU24/RC	N.A.	N.A.	N.A.	72PCS	15-3/8" x 15-1/8" x 10-1/4"	12.13 lb
9A19/xxx/277V	6PCS	7-13/16" x 5-1/8" x 5-1/16"	1.28 lb	24PCS	15-13/16" x 11" x 5-15/16"	5.95 lb
9A19DIM/xxx	6PCS	7-5/8" x 5-1/8" x 4-15/16"	1.1lb	24PCS	15-15/16" x 11" x 5-13/16"	5.29lb
11A19DIM/xxx	6PCS	7-5/8" x 5-1/8" x 4-15/16"	1.21lb	24PCS	15-15/16" x 11" x 5-13/16"	5.95lb
11A19DIM/xxx/R	N.A.	N.A.	N.A.	72PCS	14-9/16" x 14-9/16" x 10-5/8"	10.58 lb
15A21DIM/xxx/N	6PCS	9-3/4" x 6-9/16" x 6-1/4"	2.2 lb	24PCS	19-9/16" x 13-9/16" x 7-1/8"	9.92 lb

Where xxx means 824-965 which indicates CRI and color temperature

Note: All rights reserved. All sizes and specifications are subject to change at any time without notice.