



Industry's First CCT Select Emergency T8




Powered by SelectKelvin technology, the emergency T8 LED tube from GREEN CREATIVE provides maximized flexibility and optimized stock management.

Integrated EM Battery - No Need Auxiliary Emergency Power Supply



Designed with integrated emergency battery back-up, GREEN CREATIVE's innovative emergency T8 LED lamp eliminates the need to install an auxiliary emergency power supply, drastically reducing installation time and costs.

SelectKelvin Technology - Easy To Stock



CCT Select Switch



The SelectKelvin switch on the body of the tube allows convenient selecting from three different color temperatures of 3500K, 4000K, or 5000K. Meeting various lighting design requirements with only one product, providing optimized stock management for emergency lighting.

5000K



4000K



3500K



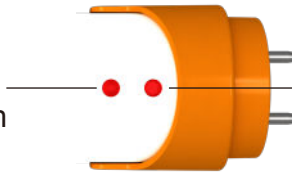
Continuous Self-Test Design – Safety Ensured

The integrated real-time self-test design will perform continuous testing when connected to the always ON AC power supply. Unlike other EM tubes in the market, this tube will allow customers to monitor the battery status any time versus others will only detect failures during their regular self-testing cycle. Manual testing is also possible with the easy-accessible test button on the body of the tube. No accessory kit needed!



Continuous Self-Test


Manual Test Button



Indicator Light

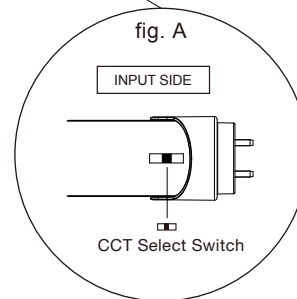
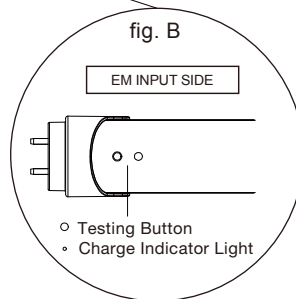
- Off:** AC cut off
- On:** Continuous AC running
- Blinking:** Abnormal, need to check or replace

LED tube wiring diagram without dimming



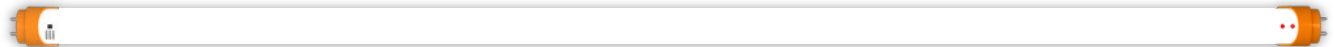
This product has two input sides, one on each end. INPUT SIDE (fig. A) and EM INPUT SIDE (fig. B). INPUT SIDE is for ensure the lamp operate in standard mode and controlled through a wall switch, while EM INPUT SIDE provides power to charge to integrated battery, which should be always live except during a power outage.

The UNSWITCHED LINE must be installed on the EM INPUT SIDE of the tube that has the Test Button and Indicator Light while the SWITCHED LINE must be installed on the INPUT SIDE of the tube that has the CCT Select Switch.



All-In-One Solution – 6 SKUs in 1

The tube is engineered for providing all-in-one solution for both general lighting and battery back-up emergency lighting in three selectable color temperatures, offering 6 SKU combinations with only 1 SKU in stock. It can be used as a normal linear LED tube with double ended wiring for bypass application, supporting on/off switching operation at normal 120-277V power supply. In case of power outage, the T8 LED tube offers 90 minutes of light at 600 lumens under emergency use, exceeding the minimum illuminance requirement in most applications.



Continuous Self-Test

Select Kelvin




Note: The emergency tube meets the performance requirements of UL924 but is not UL924 certified.



GREENCREATIVE

Your Partner For Professional Lighting Solutions



CCT Select Emergency T8