



GREENCREATIVE

# Unparalleled Adaptability

A versatile series of compact HID replacement bulbs with an integrated SelectDrive switch for complete field flexibility.



High Lumen Output

Medium Lumen Output

Low Lumen Output

### SelectDrive lumen output

When installing lighting systems in the field, designers often find the light levels just don't suffice. Default "on" settings can be too bright or not bright enough, or the designer may want lamps on the same circuit to emit different amounts of light.

Enter SelectDrive, an integrated lumen-adjustment switch that allows lighting professionals to alter the light output right for the application. The compact HID replacement series' SelectDrive feature, adds flexibility and simplicity to your lighting design.




- High Lumen Output**  
34W - 5,000 lumens @4000K  
24W - 3,200 lumens @4000K
- Medium Lumen Output**  
20W - 3,000 lumens @4000K  
14W - 1,900 lumens @4000K
- Low Lumen Output**  
14W - 2,000 lumens @4000K  
9W - 1,300 lumens @4000K




### Compact design

All lamps in this series encompass a compact design, ideal for easy installation in bollards, canisters, and enclosed streetlights.



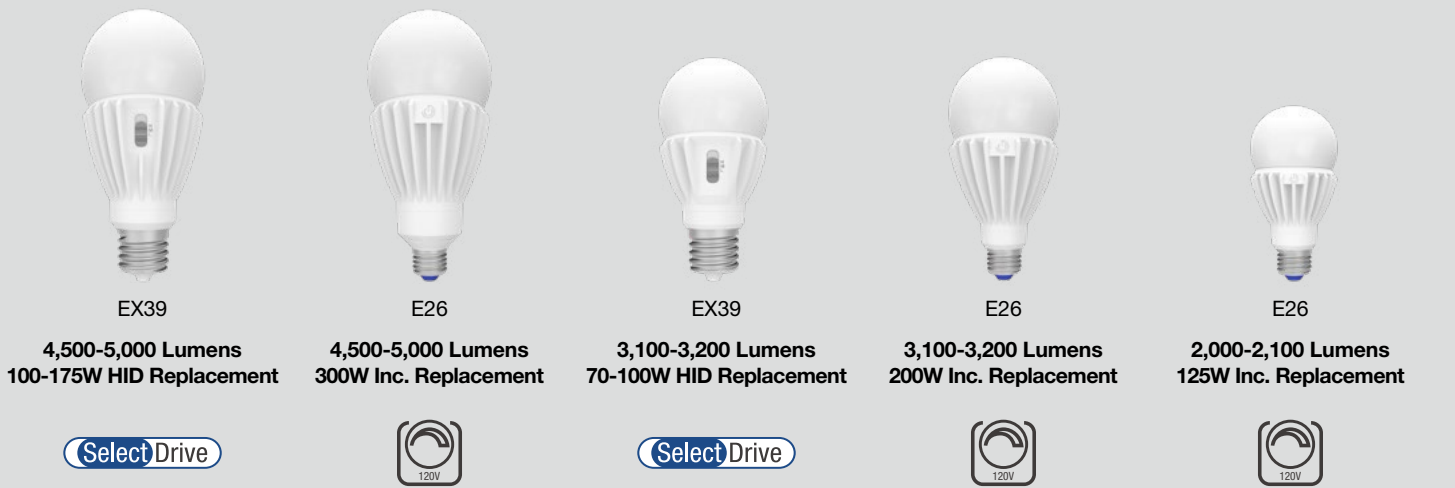
### Thermal management

An embedded thermal sensor reduces power if the lamp's ambient temperature exceeds the threshold level, extending the product's lifetime.



### Versatile options

Light output ranges from 2000 to 5000 lumens, offering more choices of brightness than comparable HID replacement series.







GREENCREATIVE

**Your Partner for Professional Lighting Solutions**