


Project Name:	Type:
Part Number:	Date:

UNIVERSAL CCT SELECT EMERGENCY TUBE

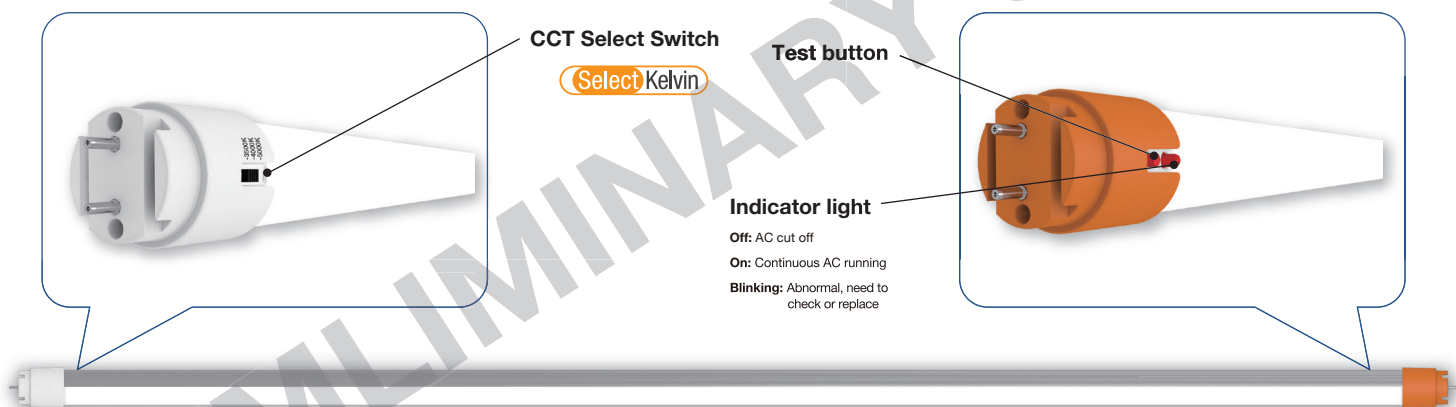
FEATURES

- Can be installed either as a standard Type B tube for general lighting or emergency lighting, or paired with innovative SecureSocket lamp holders (included) which transfer the tube into a UL924 listed emergency device.
- Replaces 4' T8 fluorescent lamp
- Double ended wiring, Bypass application, operates on 120V-277V line voltage
- Built in LiFePO4 battery produces 600 lumens in emergency mode
- 24 hours recharge time if the battery is depleted
- Continuous self testing in standard and emergency mode
- SelectKelvin technology - field selectable color temperature in 3500K, 4000K, and 5000K
- Shatterproof, plastic/Aluminum housing
- Fixture operating temperature: 32°F to 95°F (0°C to 35°C)
- Lamp ambient temperature: 32°F to 113°F (0°C to 45°C)
- Suitable for use in enclosed fixture and damp locations
- L70 rated lifetime up to 50,000 hours
- 5 year limited warranty*



052225

FOCUS FEATURE



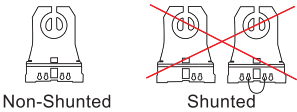
Project Name:	Type:
Part Number:	Date:

UNIVERSAL CCT SELECT EMERGENCY TUBE

Use As Standard UL Type B Tube for General and Emergency Lighting



Work with standard Non-Shunted lamp holders in bypass installation



Pairing With SecureSocket Lamp Holders

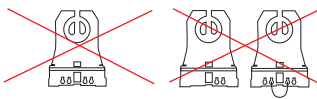


Pair with our innovative SecureSocket lamp holders (included), and tightly fix the lock buckles to each lamp holder on both ends of the tube.



Innovative SecureSocket lamp holders

SecureSocket





GREENCREATIVE

UNIVERSAL CCT SELECT EMERGENCY TUBE

SPECIFICATIONS

UL924 Listed Emergency Device when paired with SecureSocket lamp holder



Product	Model	Nominal Length	Selectable CCTs	Lumens	Efficacy (LPW)	Equiv.	Wattage	Life (hrs)	CRI	Power Factor	THD	Beam Angle	Fixture Rating	UL924	DOE
38315	15T8/4F/8CCTS/BYP/EM/KIT **	4'	3500K	1,900	127	32W	15	50,000	82	0.9	20%	140°	Enclosed	✓	N.A.
			4000K	2,000	133										
			5000K	2,000	133										
			3500K	600	133	N.A.	4.5								
			4000K												
			5000K												

Note: Factory default setting at 4000K CCT.

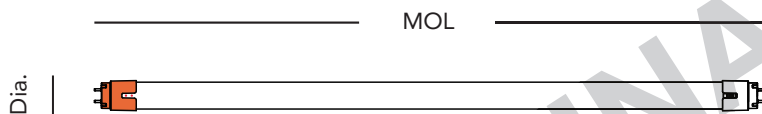
* Please visit www.greencreative.com for Limited Warranty terms.

** Please order Part# 38315 (equipped with SecureSockets for UL924 emergency compliance); for general and emergency lighting using as a standard DLC 5.1 tube, discard the sockets and refer Model 15T8/4F/8CCTS/BYP/EM instead.

ACCESSORY ORDERING INFORMATION

Product	Model	Description	Picture	Dimension
38325	T8EM/TESTSWITCH	External EM Test Switch (EM Test Switch x 1pcs, terminal cap x 2pcs)		

DIMENSION & WEIGHT



Model	15T8/4F/8CCTS/BYP/EM
Base	G13
MOL	47-3/16"
Dia.	1-1/16"
Weight	1.18lb

MINIMUM REQUIRED INSTALLATION DIMENSIONS



Model	15T8/4F/8CCTS/BYP/EM/KIT
MOL	48-1/4"
Dia.	2-1/16"
Weight	1.2lb

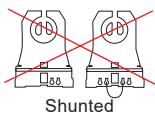


GREENCREATIVE

UNIVERSAL CCT SELECT EMERGENCY TUBE

INSTALLATION

Use as Standard DLC 5.1 Listed UL Type B Tube for General or Emergency Lighting



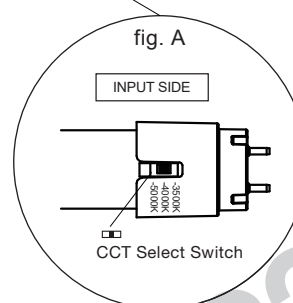
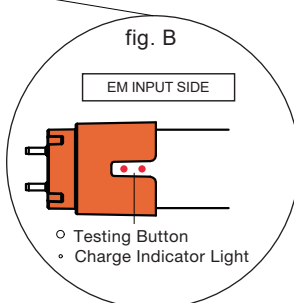
Note: Non-shunted lamp holders only. In case the existing lamp holders are shunted, they need to be changed and replaced with non-shunted lamp.

LED tube wiring diagram without dimming



This product has two input sides, one on each end. INPUT SIDE (fig. A) and EM INPUT SIDE (fig. B). INPUT SIDE is for ensure the lamp operate in standard mode and controlled through a wall switch, while EM INPUT SIDE provides power to charge to integrated battery, which should be always live except during a power outage.

The UNSWITCHED LINE must be installed on the EM INPUT SIDE of the tube that has the Test Button and Indicator Light while the SWITCHED LINE must be installed on the INPUT SIDE of the tube that has the CCT Select Switch.

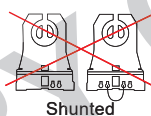
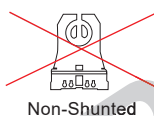


Use as UL924 listed Emergency Device with Additional Innovative Lamp Holders





Innovative SecureSocket lamp holders

SecureSocket



Note: SecureSocket lamp holders only. In case the existing lamp holders are shunted or non-shunted, they need to be changed and replaced with SecureSocket lamp holders.



The installation steps:

1. Replace existing fixture lamp holders with the innovative SecureSocket lamp holders from GREEN CREATIVE
2. Insert two ends of the tube into the two ends of SecureSocket lamp holders (Orange to Orange)
3. Tightly fix the lock buckles to each lamp holder on both ends of the tube.



GREENCREATIVE

UNIVERSAL CCT SELECT EMERGENCY TUBE

CERTIFICATION INFORMATION

Product	Model	DLC ID#
38313	15T8/4F/8CCTS/BYP/EM	S-LSMB7C

ORDERING INFORMATION

Model	Master Carton			Shipping Carton		
	Case Qty	Case Dimensions (LxWxH)	Case Weight	Case Qty	Case Dimensions (LxWxH)	Case Weight
15T814F/8CCTS/BYP/EM/KIT	N.A	N.A	N.A	25PCS	53-3/4" x 8-1/16" x 9-1/4"	41.36 lb

Note: All rights reserved. All sizes and specifications are subject to change at any time without notice.

PRELIMINARY 05/22/25

Note: All rights reserved. All sizes and specifications are subject to change at any time without notice.