

Project Name:	Type:
Part Number:	Date:

EXTERNAL DRIVER T8

FEATURES

- Replaces 2' / 3' / 4' / U bent T8 fluorescent lamp
- **Compatible with GREEN CREATIVE external drivers only**
- Flicker Free (percent flicker and flicker index are less than one percent)
- Utilizes existing lamp holders – shunted or non-shunted
- Ultra-high efficacy up to 158 LPW
- Opaque glass lens reduces glare
- 310° wide light emitting area
- 0-10V dimming (dims to 10%)*
- Parallel output driver requires no minimum lamp load to operate properly
- Suitable for use in enclosed fixture and damp location
- Meets NSF Requirements (use of a shatter guard required)
- Fixture operating temperature: -4°F to 95°F (-20°C to 35°C)
- Lamp ambient temperature: -4°F to 113°F (-20°C to 45°C)
- Rated lifetime (L70) up to: 60,000hrs
- 5 year limited warranty** / 10 year available
(see EXTENDED WARRANTIES table for information)
- Suitable for all indoor general lighting applications



SPECIFICATIONS - LAMP

Product	Model	Nominal Length	Equiv.	Life (hrs)	Wattage	Lumens	CCT	CRI	Efficacy (LPW)	Beam Angle	DLC	DOE
35675	14T8/4F/835/EXT	4'	32W	60,000	14	2,000	3500K	82	143	220°	✓	✓
37126	14T8/4F/840/EXT/R	4'	32W	60,000	14	2,050	4000K	82	146	220°	✓	✓
37127	14T8/4F/850/EXT/R	4'	32W	60,000	14	2,050	5000K	82	146	220°	✓	✓
98331	11.5T8/4F/830/EXT	4'	32W	60,000	11.5	1,600	3000K	82	139	220°	✓	✓
37121	11.5T8/4F/830/EXT/R	4'	32W	60,000	11.5	1,600	3000K	82	139	220°	✓	✓
98332	11.5T8/4F/835/EXT	4'	32W	60,000	11.5	1,650	3500K	82	143	220°	✓	✓
98333	11.5T8/4F/840/EXT	4'	32W	60,000	11.5	1,700	4000K	82	148	220°	✓	✓
37123	11.5T8/4F/840/EXT/R	4'	32W	60,000	11.5	1,700	4000K	82	148	220°	✓	✓
37124	11.5T8/4F/850/EXT/R	4'	32W	60,000	11.5	1,700	5000K	82	148	220°	✓	✓
98329	10.5T8/3F/835/EXT	3'	25W	60,000	10.5	1,500	3500K	82	143	220°	✓	✓
98330	10.5T8/3F/840/EXT	3'	25W	60,000	10.5	1,600	4000K	82	152	220°	✓	✓
98326	9.5T8/2F/835/EXT	2'	17W	60,000	9.5	1,400	3500K	82	147	220°	✓	✓
98327	9.5T8/2F/840/EXT	2'	17W	60,000	9.5	1,500	4000K	82	158	220°	✓	✓
35671	9.5T8/2F/850/EXT	2'	17W	60,000	9.5	1,500	5000K	82	158	220°	✓	✓
98337	14.5T8U6/830/EXT	U-6	32W	60,000	14.5	2,000	3000K	82	138	220°	✓	✓
35461	14.5T8U6/835/EXT	U-6	32W	60,000	14.5	2,000	3500K	82	138	220°	✓	✓
98338	14.5T8U6/840/EXT	U-6	32W	60,000	14.5	2,200	4000K	82	152	220°	✓	✓

* This lamp might not be compatible with all dimmers. Please visit www.greencreative.com for compatibility information.

** Please visit www.greencreative.com for Limited Warranty terms.



GREENCREATIVE

EXTERNAL DRIVER T8

SPECIFICATIONS - EXTERNAL DRIVER

Product	Model	Max. Lamp Quantity	Input Voltage (V)	Input Freq. (Hz)	Max. Input Current (A)	Output Voltage (V)	Output Current (A)	Dim.	Max Case Temperature (°C/°F)	Power Factor	THD
98259	15T8T5HEDRIVER/2CH/R	2	120-277	50/60	0.31	DC 30-48	0.3 * 2	0-10V	90/194	0.9	<20%
98260	15T8T5HEDRIVER/4CH/R	4	120-277	50/60	0.6	DC 30-48	0.3 * 4	0-10V	90/194	0.9	<20%

SPECIFICATIONS - LAMP & DRIVER SYSTEM

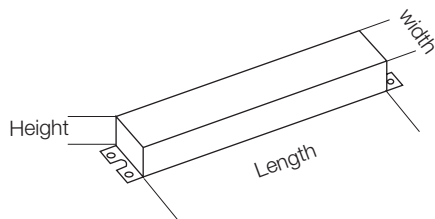
External Driver Information			98259				98260			
			15T8T5HEDRIVER/2CH/R				15T8T5HEDRIVER/4CH/R			
			1 Lamp		2 Lamps		3 Lamps		4 Lamps	
Product	Model	CCT	System Power	Flux	System Power	Flux	System Power	Flux	System Power	Flux
35675	14T8/4F/835/EXT	3500K	16	2,000	32	4,000	48	6,000	64	8,000
37126	14T8/4F/840/EXT/R	4000K	16	2,050	32	4,100	48	6,150	64	8,200
37127	14T8/4F/850/EXT/R	5000K	16	2,050	32	4,100	48	6,150	64	8,200
98331	11.5T8/4F/830/EXT	3000K	13	1,600	26	3,200	39	4,800	52	6,400
37121	11.5T8/4F/830/EXT/R	3000K	13	1,600	26	3,200	39	4,800	52	6,400
98332	11.5T8/4F/835/EXT	3500K	13	1,650	26	3,300	39	4,950	52	6,600
98333	11.5T8/4F/840/EXT	4000K	13	1,700	26	3,400	39	5,100	52	6,800
37123	11.5T8/4F/840/EXT/R	4000K	13	1,700	26	3,400	39	5,100	52	6,800
37124	11.5T8/4F/850/EXT/R	5000K	13	1,700	26	3,400	39	5,100	52	6,800
98328	10.5T8/3F/830/EXT	3000K	12.5	1,450	25	2,900	37.5	4,350	50	5,800
98329	10.5T8/3F/835/EXT	3500K	12.5	1,500	25	3,000	37.5	4,500	50	6,000
98330	10.5T8/3F/840/EXT	4000K	12.5	1,600	25	3,200	37.5	4,800	50	6,400
98326	9.5T8/2F/835/EXT	3500K	11	1,400	22	2,800	33	4,200	44	5,600
98327	9.5T8/2F/840/EXT	4000K	11	1,500	22	3,000	33	4,500	44	6,000
35671	9.5T8/2F/850/EXT	5000K	11	1,500	22	3,000	33	4,500	44	6,000
98337	14.5T8U6/830/EXT	3000K	17	2,000	34	4,000	51	6,000	68	8,000
35461	14.5T8U6/835/EXT	3500K	17	2,000	34	4,000	51	6,000	68	8,000
98338	14.5T8U6/840/EXT	4000K	17	2,200	34	4,400	51	6,600	68	8,800



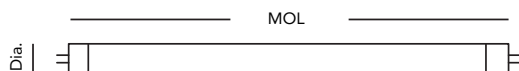
GREENCREATIVE

EXTERNAL DRIVER T8

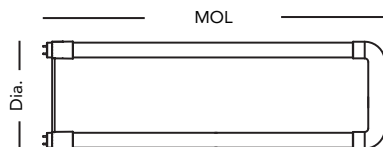
DIMENSION & WEIGHT



Model	15T8T5HEDRIVER/2CH/R 15T8T5HEDRIVER/4CH/R
Length	9-1/2"
Width	1-5/16"
Height	1-3/16"
Weight	1.0 lb



Model	9.5T8/2F/xxx/EXT	10.5T8/3F/xxx/EXT	11.5T8/4F/xxx/EXT 11.5T8/4F/xxx/EXT/R 14T8/4F/xxx/EXT 14T8/4F/xxx/EXT/R
Base	G13	G13	G13
MOL	23-3/4"	35-3/4"	47-3/4"
Dia.	1-1/8"	1-1/8"	1-1/8"
Weight	0.26lb	0.4lb	0.49lb



Model	14.5T8U6/xxx/EXT
Base	G13
MOL	22-7/16"
Dia.	7-1/16"
Weight	0.56lb

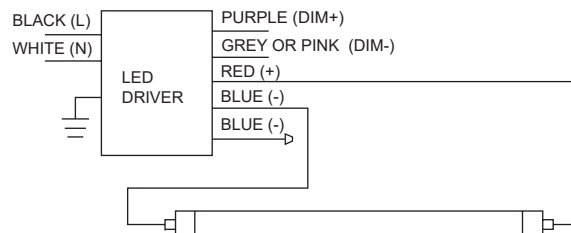
Where xxx means 824-965 which indicates CRI and color temperature

INSTALLATION

Double-ended Installation

- For shunted & non-shunted lamp holders
- Not polarity sensitive, lamps can be wired at either end

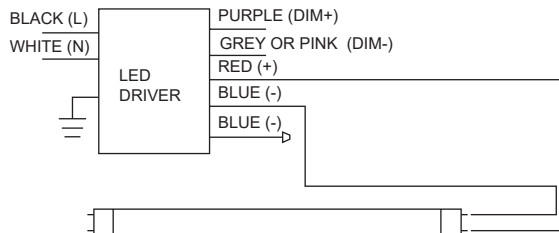
1 LAMP



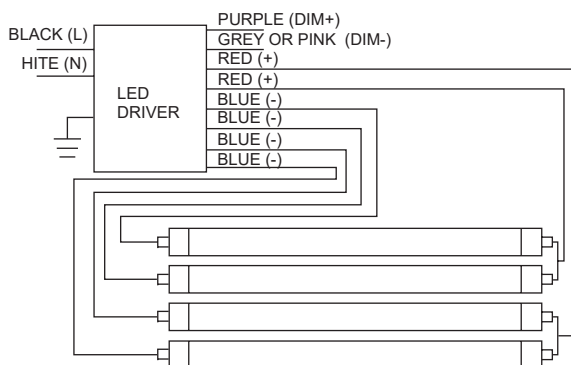
Single-ended Installation

- For non-shunted lamp holders only
- Not polarity sensitive, lamps can be wired at either end

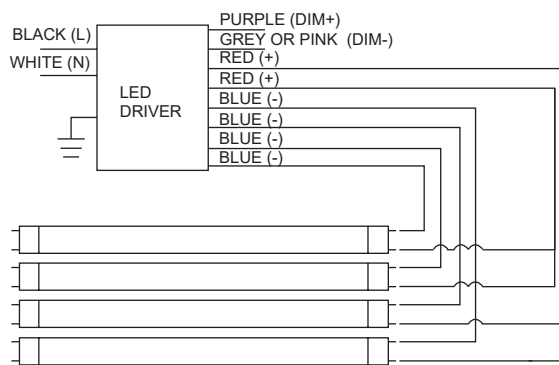
1 LAMP



4 LAMPS



4 LAMPS





GREENCREATIVE

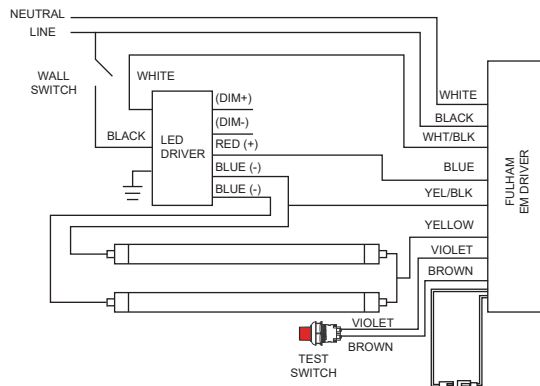
EXTERNAL DRIVER T8

ACCESSORY ORDERING INFORMATION

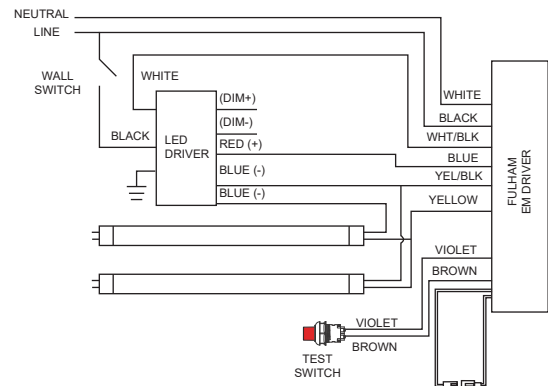
Product	Model	Description	Pictures	Dimensions	Compatible Skus
FHSCP-UNV-10.7WL	FHSCP-UNV-10.7WL	FHSCP-UNV-10.7WL			9.5T8/2F/8xx/EXT 10.5T8/3F/8xx/EXT 11.5T8/4F/8xx/EXT 14T8/4F/8xx/EXT 14.5T8U6/8xx/EXT 11.5T8/4F/8xx/EXT/R 14T8/4F/8xx/EXT/R
35799	FU17W/T5T8/EXT/EMDRIVER	FHSCP-UNV-17WL			14.5T8U6/8xx/EXT
37934	8EMINVERTER	California Title 20 Compliant 8W Emergency LED Inverter (Field Installation)			9.5T8/2F/8xx/EXT 10.5T8/3F/8xx/EXT 11.5T8/4F/8xx/EXT 11.5T8/4F/8xx/EXT/R 14T8/4F/8xx/EXT 14T8/4F/8xx/EXT/R 14.5T8U6/8xx/EXT
37935	21EMINVERTER	California Title 20 Compliant 21W Emergency LED Inverter (Field Installation)			9.5T8/2F/8xx/EXT 10.5T8/3F/8xx/EXT 11.5T8/4F/8xx/EXT 11.5T8/4F/8xx/EXT/R 14T8/4F/8xx/EXT 14T8/4F/8xx/EXT/R 14.5T8U6/8xx/EXT

FULHAM EMERGENCY DRIVER INSTALLATION

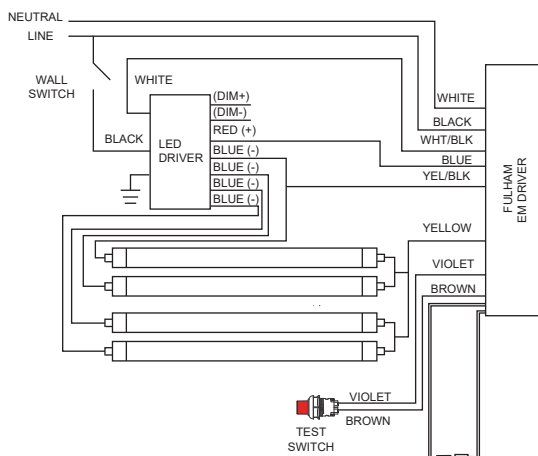
1 LAMP



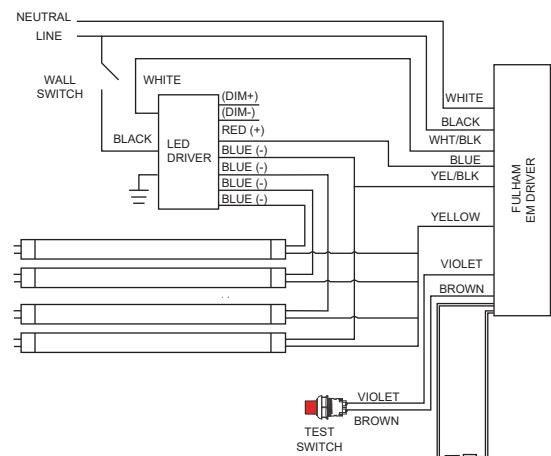
1 LAMP




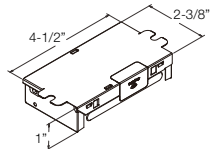

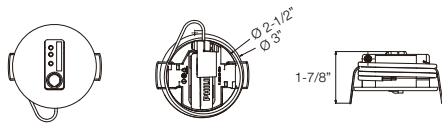

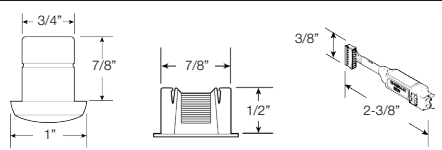

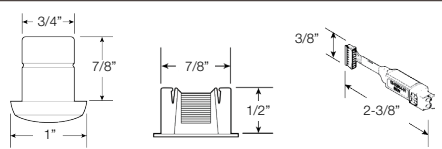

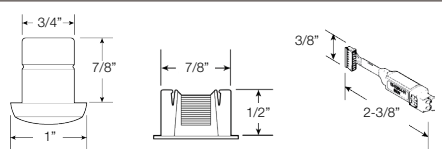

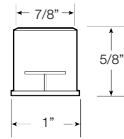
4 LAMPS



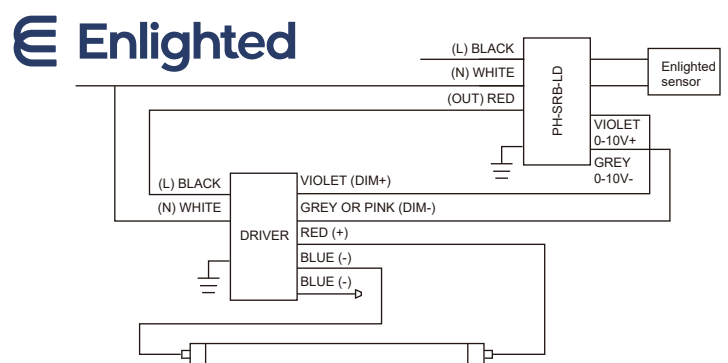
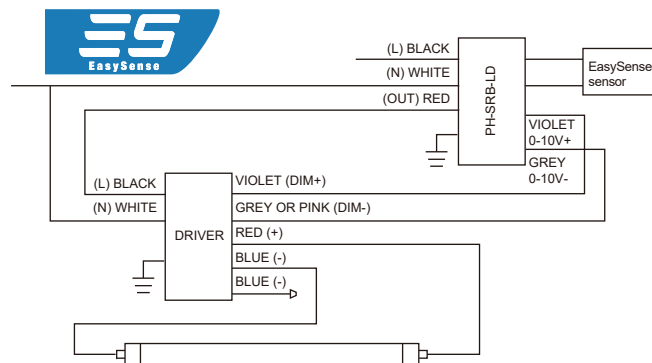
4 LAMPS



EXTERNAL DRIVER T8

CONTROL ORDERING INFORMATION					
Product	Model	Description	Picture	Dimension	
98517	PH-SRB-LD	Xtitanium SR Bridge - Side Entry - Field installation and Wiring			
98518	PH-SNS2000CMP	Easy Sense Ceiling Mount Sensor (SNS200) - Field installation and Wiring			
KIT-SU-5E-D-CL	KIT-SU-5E-D-CL	Enlighted SU-5E Micro Sensor With 2-Wire Connection, Connected Lighting - Field installation and Wiring			
KIT-SU-5E-D-IL	KIT-SU-5E-D-IL	Enlighted SU-5E Micro Sensor With 2-Wire Connection, Enlighted One - Field installation and Wiring			
KIT-SU-5E-D-IOT	KIT-SU-5E-D-IOT	Enlighted SU-5E Micro Sensor With 2-Wire Connection, IoT Node - Field installation and Wiring			
HCMC-SU-5E	HCMC-SU-5E	Carrier for mounting KI-SU-5E-D Micro sensor in thick materials such as drywalls, ceiling tiles, plywood, etc – Field installation			

COMPATIBLE CONTROL SYSTEMS





EXTERNAL DRIVER T8

DLC KITS REFERENCES

T8 4'				
Model No. (DLC)	Lamp Model	Lamp Qty	External Driver Model	DLC Product ID
14T8/4F/840/EXT/RC/A2	37126 14T8/4F/840/EXT/R	2	98259 15T8T5HEDRIVER/2CH/R	S-58Z3IR
14T8/4F/840/EXT/RC/A3		3	98260 15T8T5HEDRIVER/4CH/R	S-PZB4XT
14T8/4F/840/EXT/RC/A4		4		S-HD7WKE
14T8/4F/850/EXT/RC/A2	37127 14T8/4F/850/EXT/R	2	98259 15T8T5HEDRIVER/2CH/R	S-T24AO3
14T8/4F/850/EXT/RC/A3		3	98260 15T8T5HEDRIVER/4CH/R	S-EGK14U
14T8/4F/850/EXT/RC/A4		4		S-LMGO9C
14T8/4F/840/EXT/A2/R	98335 14T8/4F/840/EXT	2	98259 15T8T5HEDRIVER/2CH/R	PLJEY782DG5H
14T8/4F/840/EXT/A3/R		3	98260 15T8T5HEDRIVER/4CH/R	PL577Q8YX12C
14T8/4F/840/EXT/A4/R		4		PL48C1A62CV5
14T8/4F/850/EXT/A2/R	98336 14T8/4F/850/EXT	2	98259 15T8T5HEDRIVER/2CH/R	PL1QQZ0JRVEX
14T8/4F/850/EXT/A3/R		3	98260 15T8T5HEDRIVER/4CH/R	PLWIB5CH1B3Q
14T8/4F/850/EXT/A4/R		4		PL001QHCVCCL2
11.5T8/4F/830/EXT/RC/A2	37121 11.5T8/4F/830/EXT/R	2	98259 15T8T5HEDRIVER/2CH/R	S-IFE6Y3
11.5T8/4F/830/EXT/RC/A3		3	98260 15T8T5HEDRIVER/4CH/R	S-RCVEMF
11.5T8/4F/830/EXT/RC/A4		4		S-L145SF
11.5T8/4F/835/EXT/RC/A2	37122 11.5T8/4F/835/EXT/R	2	98259 15T8T5HEDRIVER/2CH/R	S-92UVRO
11.5T8/4F/835/EXT/RC/A3		3	98260 15T8T5HEDRIVER/4CH/R	S-ZAW14Q
11.5T8/4F/835/EXT/RC/A4		4		S-XIZTNB
11.5T8/4F/840/EXT/RC/A2	37123 11.5T8/4F/840/EXT/R	2	98259 15T8T5HEDRIVER/2CH/R	S-FJZM7Y
11.5T8/4F/840/EXT/RC/A3		3	98260 15T8T5HEDRIVER/4CH/R	S-AB78X1
11.5T8/4F/840/EXT/RC/A4		4		S-FQGVEZ
11.5T8/4F/850/EXT/RC/A2	37124 11.5T8/4F/850/EXT/R	2	98259 15T8T5HEDRIVER/2CH/R	S-YNCF86
11.5T8/4F/850/EXT/RC/A3		3	98260 15T8T5HEDRIVER/4CH/R	S-10LA5T
11.5T8/4F/850/EXT/RC/A4		4		S-QM4D0Y
11.5T8/4F/830/EXT/A2/R	98331 11.5T8/4F/830/EXT	2	98259 15T8T5HEDRIVER/2CH/R	PL2SX5VMBI3V
11.5T8/4F/830/EXT/A3/R		3	98260 15T8T5HEDRIVER/4CH/R	PL5XI9LML290
11.5T8/4F/830/EXT/A4/R		4		PL56XHSX9YM3
11.5T8/4F/835/EXT/A2/R	98332 11.5T8/4F/835/EXT	2	98259 15T8T5HEDRIVER/2CH/R	PLH64RBZNOEA
11.5T8/4F/835/EXT/A3/R		3	98260 15T8T5HEDRIVER/4CH/R	PLW2CRRZ7MW3
11.5T8/4F/835/EXT/A4/R		4		PLNP1OT7W2T0
11.5T8/4F/840/EXT/A2/R	98333 11.5T8/4F/840/EXT	2	98259 15T8T5HEDRIVER/2CH/R	PLCLA8S3KCXT
11.5T8/4F/840/EXT/A3/R		3	98260 15T8T5HEDRIVER/4CH/R	PL9MLMV0UDK7
11.5T8/4F/840/EXT/A4/R		4		PL5VTYLAXX7X
11.5T8/4F/850/EXT/A2/R	98334 11.5T8/4F/850/EXT	2	98259 15T8T5HEDRIVER/2CH/R	PL5ZM032EK83
11.5T8/4F/850/EXT/A3/R		3	98260 15T8T5HEDRIVER/4CH/R	PL0J7C9IU8WZ
11.5T8/4F/850/EXT/A4/R		4		PLQTXUQNI33X

EXTERNAL DRIVER T8

DLC KITS REFERENCES				
T8 3'				
Model No. (DLC)	Lamp Model	Lamp Qty	External Driver Model	DLC Product ID
10.5T8/3F/830/EXT/A2/R	98328 10.5T8/3F/830/EXT	2	98259 15T8T5HEDRIVER/2CH/R	PL74PJLNCZAX
10.5T8/3F/835/EXT/A2/R	98329 10.5T8/3F/835/EXT	2		PLN8BUPRKXUI
10.5T8/3F/840/EXT/A2/R	98330 10.5T8/3F/840/EXT	2		PL8BEF27978O
T8 2'				
Model No. (DLC)	Lamp Model	Lamp Qty	External Driver Model	DLC Product ID
9.5T8/2F/830/EXT/A2/R	98325 9.5T8/2F/830/EXT	2	98259 15T8T5HEDRIVER/2CH/R	PLM8D0P0F40J
9.5T8/2F/830/EXT/A3/R		3	98260 15T8T5HEDRIVER/4CH/R	PLI2CYURPJJK
9.5T8/2F/830/EXT/A4/R		4		PLTI9O5OYXXP
9.5T8/2F/835/EXT/A2/R	98326 9.5T8/2F/835/EXT	2	98259 15T8T5HEDRIVER/2CH/R	PLGPR73K3M4F
9.5T8/2F/835/EXT/A3/R		3	98260 15T8T5HEDRIVER/4CH/R	PLAPZOXUMXIT
9.5T8/2F/835/EXT/A4/R		4		PL72NX2CJI0V
9.5T8/2F/840/EXT/A2/R	98327 9.5T8/2F/840/EXT	2	98259 15T8T5HEDRIVER/2CH/R	PLFTE8GCMPQM
9.5T8/2F/840/EXT/A3/R		3	98260 15T8T5HEDRIVER/4CH/R	PLL1ZDVYC90G
9.5T8/2F/840/EXT/A4/R		4		PLZ6P9IX9XET

ORDERING INFORMATION						
Product Series	Master Carton			Shipping Carton		
	Case QTY	Case Dimensions (LxWxH)	Case Weight	Case QTY	Case Dimensions (LxWxH)	Case Weight
14T8/4F/8XX/EXT	N.A	N.A	N.A	25	49-1/4" x 7-7/8" x 7-7/8"	14.6 lb
14T8/4F/8XX/EXT/R	N.A	N.A	N.A	25	49-1/4" x 7-7/8" x 7-7/8"	13.67 lb
11.5T8/4F/8XX/EXT	N.A	N.A	N.A	25	49-1/4" x 7-7/8" x 7-7/8"	14.6 lb
11.5T8/4F/8XX/EXT/R	N.A	N.A	N.A	25	49-1/4" x 7-7/8" x 7-7/8"	13.67 lb
10.5T8/3F/8XX/EXT	N.A	N.A	N.A	25	37-7/16" x 7-7/8" x 7-7/8"	11.24 lb
9.5T8/2F/8XX/EXT	N.A	N.A	N.A	25	25" x 6-1/8" x 5"	5.73 lb
14.5T8U6/8XX/EXT	1	23-5/8" x 8-1/4" x 1-3/4"	1.12 lb	12	24-7/16" x 17-1/8" x 10-5/8"	13.45 lb
15T8T5HEDRIVER/SD/2CH	6	9-7/8" x 5-5/8" x 2-3/4"	5.69 lb	24	11-7/8" x 10-5/6" x 6-11/16"	22.82 lb
15T8T5HEDRIVER/SD/4CH	6	9-7/8" x 5-5/8" x 2-3/4"	6.22 lb	24	11-7/8" x 10-5/6" x 6-11/16"	24.69 lb

xx – Refers to the CCT

Note: All rights reserved. All sizes and specifications are subject to change at any time without notice.

EXTERNAL DRIVER T8

COMPATIBILITY WITH FULHAM EM DRIVER

Type	Model No	Lumen output level at EM mode	
		FHSCP-UNV-10.7WL	FHSCP-UNV-17WL
T8	9.5T8/2F/8XX/EXT	113%	-
	10.5T8/3F/8XX/EXT	102%	-
	11.5T8/4F/8XX/EXT 11.5T8/4F/xxx/EXT/R	93%	-
	14T8/4F/8XX/EXT 14T8/4F/8XX/EXT/R	76%	-
	14.5T8U6/8XX/EXT	74%	117%

EXTENDED WARRANTIES**

Model	Description***
9.5T8/2F/EXT/10YEARWARRANTY	10 Year warranty for 9.5T8/2F/8xx/EXT/yy
10.5T8/3F/EXT/10YEARWARRANTY	10 Year warranty for 10.5T8/3F/8xx/EXT/yy
11.5T8/4F/EXT/10YEARWARRANTY	10 Year warranty for 11.5T8/4F/8xx/EXT/yy
14T8/4F/EXT/10YEARWARRANTY	10 Year warranty for 14T8/4F/8xx/EXT/yy
14.5T8/U6/EXT/10YEARWARRANTY	10 Year warranty for 14.5T8U6/8xx/EXT/yy

** Warranty based on a maximum of 4,368 annual operating hours (per year for ten years) and exposure to a maximum fixture operating temperature of 80°F / 27°C.

*** xx – Refers to the CCT yy – Refers to model generations within the same nominal performance. Typically blank, 'R', or 'RC'