

Project Name:	Type:
Part Number:	Date:

# SelectDrive External Driver T8

## FEATURES

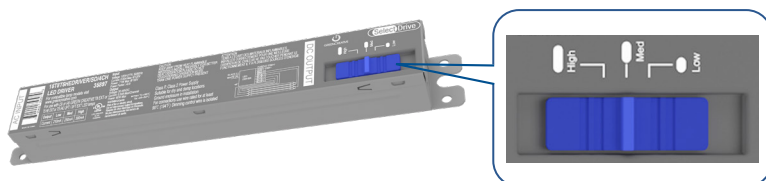
- Replacement for 2' / 3' / 4' / U bent T8 fluorescent lamp
- Ultra-high efficacy up to 158 LPW
- Flicker Free (percent flicker and flicker index are less than three percent)
- Utilizes existing lamp holders – shunted or non-shunted
- Opaque glass lens reduces glare
- 310° wide light emitting area
- Suitable for use with select GREEN CREATIVE lamps. See complete list in below "COMPATIBLE LAMP" table
- Field select from three lumen outputs using SelectDrive technology
- 0-10V dimming (dims to OFF)\*
- Meets NSF Requirements (use of a shatter guard required)
- Parallel output driver requires no minimum lamp load to operate properly
- Suitable for use in enclosed fixture and damp location
- Fixture operating temperature: -4°F to 95°F (-20°C to 35°C)
- Lamp ambient temperature: -4°F to 113°F (-20°C to 45°C)
- Rated lifetime (L70) up to: 60,000hrs
- 5 year limited warranty\*\* / 10 year available (see EXTENDED WARRANTIES table for information)
- Suitable for all indoor general lighting applications



011325



## FOCUS FEATURE



Selectable output			
Output	Low	Med	High
Current	210mA	250mA	300mA

## SPECIFICATIONS

Product	Model	Max. Lamp Quantity	Input Voltage	Input Freq. (Hz)	Max. Input Current (A)	Output Voltage(V)	Output Current (mA)	Dim	Max Case Temperature (°C/°F)	Power Factor	THD
35896	15T8T5HEDRIVER/SD/2CH	2	120-277V	50/60	0.31	30-48VDC	300mA/250mA/210mA (+/-5%) *2	0-10V	90/194	0.9	<20%
35897	15T8T5HEDRIVER/SD/4CH	4	120-277V	50/60	0.60	30-48VDC	300mA/250mA/210mA (+/-5%) *4	0-10V	90/194	0.9	<20%

\* This lamp might not be compatible with all dimmers. Please visit [www.greencreative.com](http://www.greencreative.com) for compatibility information.

\*\* Please visit [www.greencreative.com](http://www.greencreative.com) for Limited Warranty terms

Note: Factory setting at highest lumen output.



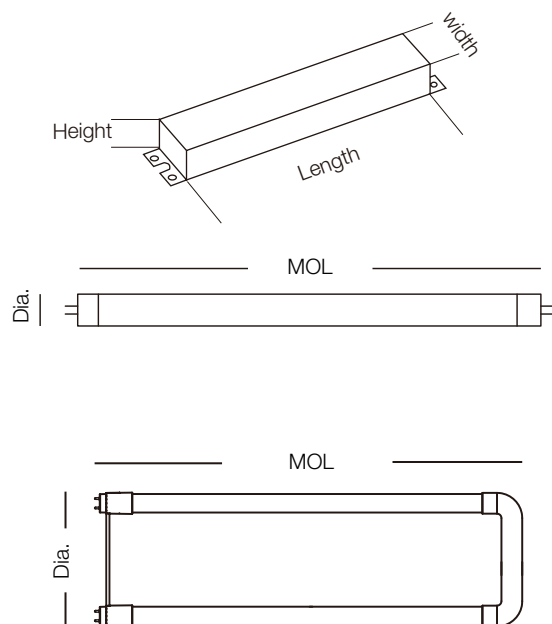
GREENCREATIVE

# SelectDrive External Driver T8

## SPECIFICATIONS - LAMP

Product	Model	Nominal Length	Equiv.	Life (hrs)	Wattage	Lumens	CCT	CRI	Efficacy (LPW)	Beam Angle	DLC	DOE
35675	14T8/4F/835/EXT	4'	32W	60,000	14	2,000	3500K	82	143	220°	✓	✓
37126	14T8/4F/840/EXT/R	4'	32W	60,000	14	2,050	4000K	82	146	220°	✓	✓
37127	14T8/4F/850/EXT/R	4'	32W	60,000	14	2,050	5000K	82	146	220°	✓	✓
98331	11.5T8/4F/830/EXT	4'	32W	60,000	11.5	1,600	3000K	82	139	220°	✓	✓
37121	11.5T8/4F/830/EXT/R	4'	32W	60,000	11.5	1,600	3000K	82	139	220°	✓	✓
98332	11.5T8/4F/835/EXT	4'	32W	60,000	11.5	1,650	3500K	82	143	220°	✓	✓
98333	11.5T8/4F/840/EXT	4'	32W	60,000	11.5	1,700	4000K	82	148	220°	✓	✓
37123	11.5T8/4F/840/EXT/R	4'	32W	60,000	11.5	1,700	4000K	82	148	220°	✓	✓
37124	11.5T8/4F/850/EXT/R	4'	32W	60,000	11.5	1,700	5000K	82	148	220°	✓	✓
98329	10.5T8/3F/835/EXT	3'	25W	60,000	10.5	1,500	3500K	82	143	220°	✓	✓
98330	10.5T8/3F/840/EXT	3'	25W	60,000	10.5	1,600	4000K	82	152	220°	✓	✓
98326	9.5T8/2F/835/EXT	2'	17W	60,000	9.5	1,400	3500K	82	147	220°	✓	✓
98327	9.5T8/2F/840/EXT	2'	17W	60,000	9.5	1,500	4000K	82	158	220°	✓	✓
35671	9.5T8/2F/850/EXT	2'	17W	60,000	9.5	1,500	5000K	82	158	220°	✓	✓
98337	14.5T8U6/830/EXT	U-6	32W	60,000	14.5	2,000	3000K	82	138	220°	✓	✓
35461	14.5T8U6/835/EXT	U-6	32W	60,000	14.5	2,000	3500K	82	138	220°	✓	✓
98338	14.5T8U6/840/EXT	U-6	32W	60,000	14.5	2,200	4000K	82	152	220°	✓	✓

## DIMENSION & WEIGHT



Product	Model	Length	Width	Height
35896	15T8T5HEDRIVER/SD/2CH	9-1/2"	1-5/16"	1-3/16"
35897	15T8T5HEDRIVER/SD/4CH	9-1/2"	1-5/16"	1-3/16"

Model	9.5T8/2F/xxx/EXT	10.5T8/3F/xxx/EXT	11.5T8/4F/xxx/EXT 14T8/4F/xxx/EXT	11.5T8/4F/xxx/EXT/R 14T8/4F/xxx/EXT/R
Base	G13	G13	G13	
MOL	23-3/4"	35-3/4"	47-3/4"	
Dia.	1-1/8"	1-1/8"	1-1/8"	
Weight	0.26lb	0.4lb	0.49lb	

Model	14.5T8U6/xxx/EXT
Base	G13
MOL	22-7/16"
Dia.	7-1/16"
Weight	0.56lb

Where xxx means 824-965 which indicates CRI and color temperature



# SelectDrive External Driver T8

## LAMP & SelectDrive EXTERNAL DRIVER LUMEN OUTPUT GUIDE

LED Lamp model	Lamp & Driver system lumen output (based on 4000K)					
	15T8T5HEDRIVER/SD/2CH 15T8T5HEDRIVER/SD/4CH					
	Low(Power)	Low(Lumens)	Med(Power)	Med(Lumens)	High(Power)	High(Lumens)
14T8/4F/8XX/EXT, 14T8/4F/xxx/EXT/R	9.8	1,400 lm	11.7	1,650 lm	14.0	2,050 lm
11.5T8/4F/8XX/EXT, 11.5T8/4F/xxx/EXT/R	8.1	1,150 lm	9.6	1,400 lm	11.5	1,700 lm
10.5T8/3F/8XX/EXT	7.4	1,000 lm	8.8	1,250 lm	10.5	1,600 lm
9.5T8/2F/8XX/EXT	6.7	1,000 lm	7.9	1,200 lm	9.5	1,500 lm
14.5T8U6/8XX/EXT	9.2	1,400 lm	11.2	1,700 lm	14.5	2,200 lm

## ORDERING INFORMATION

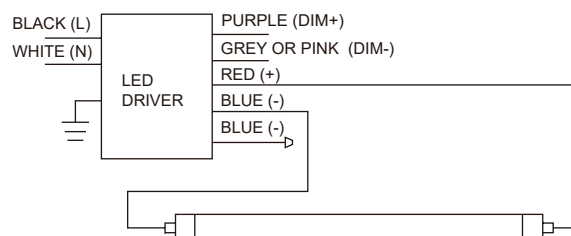
Product Series	Master Carton			Shipping Carton		
	Case QTY	Case Dimensions (LxWxH)	Case Weight	Case QTY	Case Dimensions (LxWxH)	Case Weight
14T8/4F/8XX/EXT	N.A	N.A	N.A	25	49-1/4" x 7-7/8" x 7-7/8"	14.6 lb
14T8/4F/8XX/EXT/R	N.A	N.A	N.A	25	49-1/4" x 7-7/8" x 7-7/8"	13.67 lb
11.5T8/4F/8XX/EXT	N.A	N.A	N.A	25	49-1/4" x 7-7/8" x 7-7/8"	14.6 lb
11.5T8/4F/8XX/EXT/R	N.A	N.A	N.A	25	49-1/4" x 7-7/8" x 7-7/8"	13.67 lb
10.5T8/3F/8XX/EXT	N.A	N.A	N.A	25	37-7/16" x 7-7/8" x 7-7/8"	11.24 lb
9.5T8/2F/8XX/EXT	N.A	N.A	N.A	25	25" x 6-1/8" x 5"	5.73 lb
14.5T8U6/8XX/EXT	1	23-5/8" x 8-1/4" x 1-3/4"	1.12 lb	12	24-7/16" x 17-1/8" x 10-5/8"	13.45 lb
15T8T5HEDRIVER/SD/2CH	6	9-7/8" x 5-5/8" x 2-3/4"	5.69 lb	24	11-7/8" x 10-5/6" x 6-11/16"	22.82 lb
15T8T5HEDRIVER/SD/4CH	6	9-7/8" x 5-5/8" x 2-3/4"	6.22 lb	24	11-7/8" x 10-5/6" x 6-11/16"	24.69 lb

## INSTALLATION

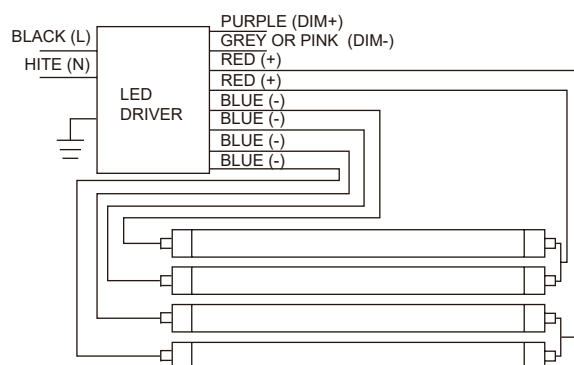
### Double-ended Installation

- For shunted & non-shunted lamp holders
- Not polarity sensitive, lamps can be wired at either end

#### 1 LAMP



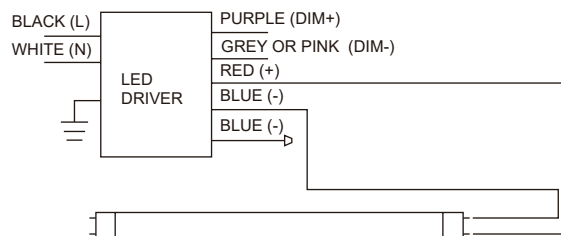
#### 4 LAMPS



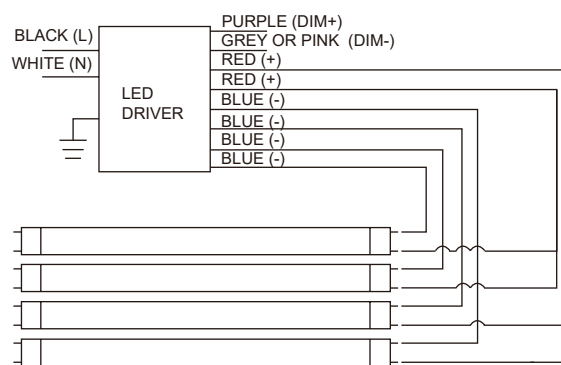
### Single-ended Installation

- For non-shunted lamp holders only
- Not polarity sensitive, pins can accept '+' or '-'

#### 1 LAMP



#### 4 LAMPS





GREENCREATIVE

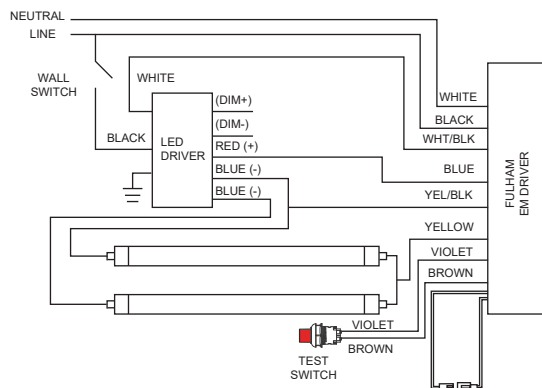
# SelectDrive External Driver T8

## ACCESSORY ORDERING INFORMATION

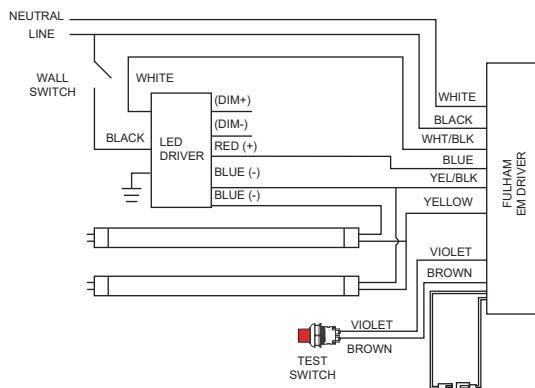
Product	Model	Description	Pictures	Dimensions	Compatible Skus
FHSCP-UNV-10.7WL	FHSCP-UNV-10.7WL	FHSCP-UNV-10.7WL			9.5T8/2F/8xx/EXT 10.5T8/3F/8xx/EXT 11.5T8/4F/8xx/EXT 14T8/4F/8xx/EXT 14.5T8U6/8xx/EXT 11.5T8/4F/8xx/EXT/R 14T8/4F/8xx/EXT/R
35799	FU17W/T5T8/EXT/EMDRIVER	FHSCP-UNV-17WL			14.5T8U6/8xx/EXT
37934	8EMINVERTER	California Title 20 Compliant 8W Emergency LED Inverter (Field Installation)			9.5T8/2F/8xx/EXT 10.5T8/3F/8xx/EXT 11.5T8/4F/8xx/EXT 11.5T8/4F/8xx/EXT/R 14T8/4F/8xx/EXT 14T8/4F/8xx/EXT/R 14.5T8U6/8xx/EXT
37935	21EMINVERTER	California Title 20 Compliant 21W Emergency LED Inverter (Field Installation)			9.5T8/2F/8xx/EXT 10.5T8/3F/8xx/EXT 11.5T8/4F/8xx/EXT 11.5T8/4F/8xx/EXT/R 14T8/4F/8xx/EXT 14T8/4F/8xx/EXT/R 14.5T8U6/8xx/EXT

## FULHAM EMERGENCY DRIVER INSTALLATION

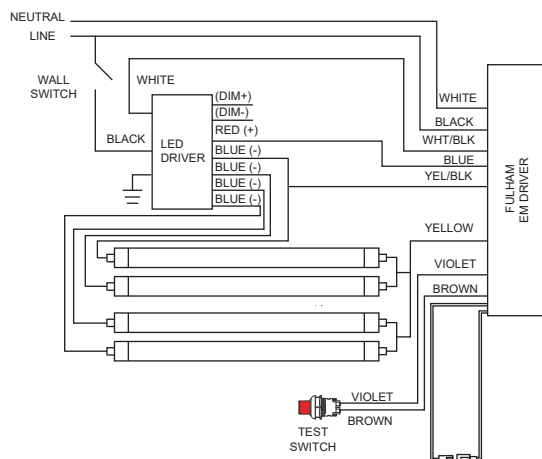
### 1 LAMP



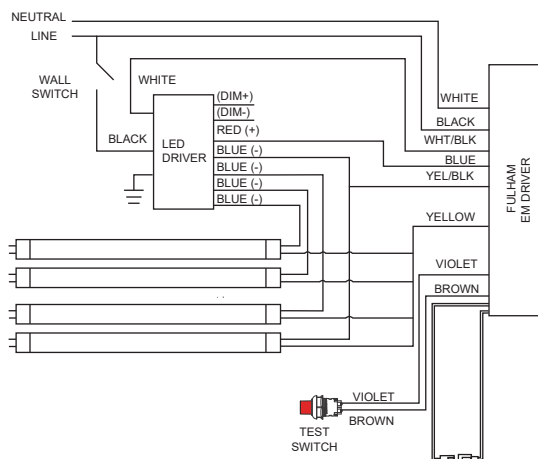
### 1 LAMP




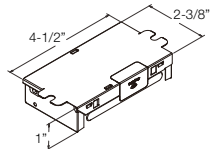

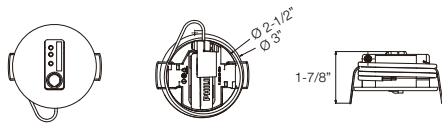

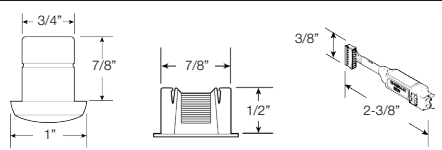

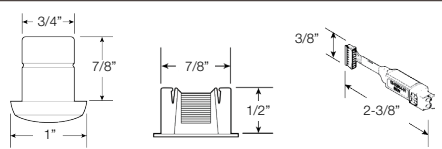

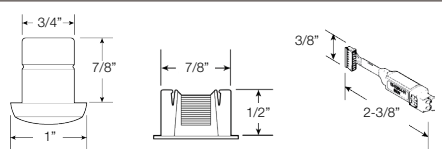

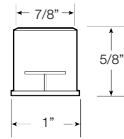
### 4 LAMPS



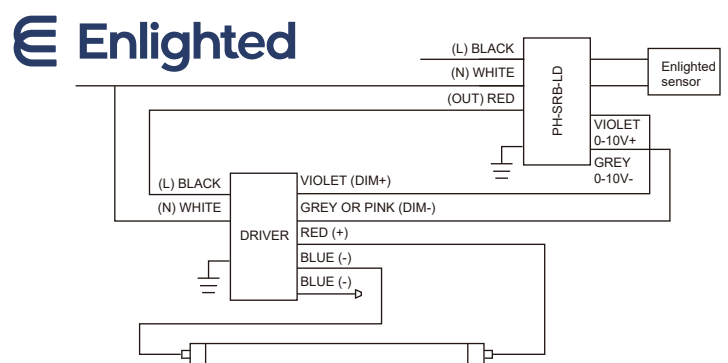
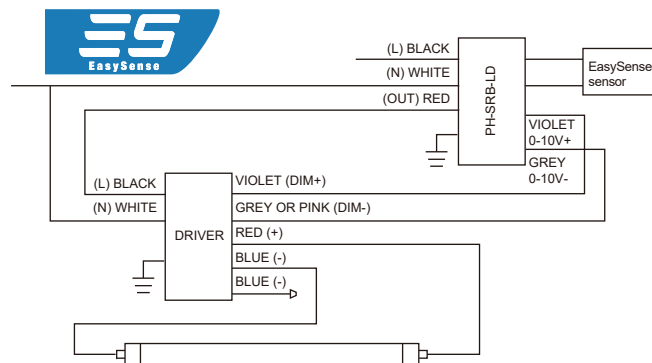
### 4 LAMPS



# SelectDrive External Driver T8

CONTROL ORDERING INFORMATION					
Product	Model	Description	Picture	Dimension	
98517	PH-SRB-LD	Xtitanium SR Bridge - Side Entry - Field installation and Wiring			
98518	PH-SNS2000CMP	Easy Sense Ceiling Mount Sensor (SNS200) - Field installation and Wiring			
KIT-SU-5E-D-CL	KIT-SU-5E-D-CL	Enlighted SU-5E Micro Sensor With 2-Wire Connection, Connected Lighting - Field installation and Wiring			
KIT-SU-5E-D-IL	KIT-SU-5E-D-IL	Enlighted SU-5E Micro Sensor With 2-Wire Connection, Enlighted One - Field installation and Wiring			
KIT-SU-5E-D-IOT	KIT-SU-5E-D-IOT	Enlighted SU-5E Micro Sensor With 2-Wire Connection, IoT Node - Field installation and Wiring			
HCMC-SU-5E	HCMC-SU-5E	Carrier for mounting KI-SU-5E-D Micro sensor in thick materials such as drywalls, ceiling tiles, plywood, etc – Field installation			

## COMPATIBLE CONTROL SYSTEMS





# SelectDrive External Driver T8

## DLC KITS REFERENCES

T8 2'				
Model No. (DLC)	Lamp Model	Lamp Qty	External Driver Model	DLC Product ID
9.5T8/2F/830/EXT/SD/A2	98325 9.5T8/2F/830/EXT	2	35896 15T8T5HEDRIVER/SD/2CH	PMPXCJZO
9.5T8/2F/835/EXT/SD/A2	98326 9.5T8/2F/835/EXT	2		P4BO955V
9.5T8/2F/840/EXT/SD/A2	98327 9.5T8/2F/840/EXT	2		POYVW40A
9.5T8/2F/830/EXT/SD/A3	98325 9.5T8/2F/830/EXT	3	35897 15T8T5HEDRIVER/SD/4CH	PI9LW8O8
9.5T8/2F/830/EXT/SD/A4		4		PRTUEK3Y
9.5T8/2F/835/EXT/SD/A3	98326 9.5T8/2F/835/EXT	3		PG7LSAU9
9.5T8/2F/835/EXT/SD/A4		4		PG93I42V
9.5T8/2F/840/EXT/SD/A4	98327 9.5T8/2F/840/EXT	4		PLFLC8LB
9.5T8/2F/840/EXT/SD/A3		3		P58K52JF
T8 3'				
Model No. (DLC)	Lamp Model	Lamp Qty	External Driver Model	DLC Product ID
10.5T8/3F/830/EXT/SD/A2	98328 10.5T8/3F/830/EXT	2	35896 15T8T5HEDRIVER/SD/2CH	P3P8VZNW
10.5T8/3F/835/EXT/SD/A2	98329 10.5T8/3F/835/EXT	2		P3111TMG
10.5T8/3F/840/EXT/SD/A2	98330 10.5T8/3F/840/EXT	2		PG0QUH1P
T8 4'				
Model No. (DLC)	Lamp Model	Lamp Qty	External Driver Model	DLC Product ID
11.5T8/4F/830/EXT/SD/A2	98331 11.5T8/4F/830/EXT	2	35896 15T8T5HEDRIVER/SD/2CH	PB0WC99G
11.5T8/4F/835/EXT/SD/A2	98332 11.5T8/4F/835/EXT	2		PUKV51F
11.5T8/4F/840/EXT/SD/A2	98333 11.5T8/4F/840/EXT	2		PI89WO4G
11.5T8/4F/850/EXT/SD/A2	98334 11.5T8/4F/850/EXT	2		PB7UGCCY
11.5T8/4F/830/EXT/SD/A3	98331 11.5T8/4F/830/EXT	3	35897 15T8T5HEDRIVER/SD/4CH	PXJ2Z8UT
11.5T8/4F/835/EXT/SD/A3	98332 11.5T8/4F/835/EXT	3		PW2IYK0A
11.5T8/4F/840/EXT/SD/A3	98333 11.5T8/4F/840/EXT	3		PG8XG2JQ
11.5T8/4F/850/EXT/SD/A3	98334 11.5T8/4F/850/EXT	3		PNIX2U7P
11.5T8/4F/830/EXT/SD/A4	98331 11.5T8/4F/830/EXT	4	35897 15T8T5HEDRIVER/SD/4CH	PZ9SP47O
11.5T8/4F/835/EXT/SD/A4	98332 11.5T8/4F/835/EXT	4		PK2U4HQC
11.5T8/4F/840/EXT/SD/A4	98333 11.5T8/4F/840/EXT	4		PGWK4I29
11.5T8/4F/850/EXT/SD/A4	98334 11.5T8/4F/850/EXT	4		PJXTLKXT
11.5T8/4F/830/EXT/SD/RC/A2	37121 11.5T8/4F/830/EXT/R	2	35896 15T8T5HEDRIVER/SD/2CH	S-CBNEVP
11.5T8/4F/835/EXT/SD/RC/A2	37122 11.5T8/4F/835/EXT/R	2		S-ALKF85
11.5T8/4F/840/EXT/SD/RC/A2	37123 11.5T8/4F/840/EXT/R	2		S-4N31KU
11.5T8/4F/850/EXT/SD/RC/A2	37124 11.5T8/4F/850/EXT/R	2		S-CMWZLX
11.5T8/4F/830/EXT/SD/RC/A3	37121 11.5T8/4F/830/EXT/R	3	35897 15T8T5HEDRIVER/SD/4CH	S-EL80FM
11.5T8/4F/835/EXT/SD/RC/A3	37122 11.5T8/4F/835/EXT/R	3		S-TODL4B
11.5T8/4F/840/EXT/SD/RC/A3	37123 11.5T8/4F/840/EXT/R	3		S-6LCW80
11.5T8/4F/850/EXT/SD/RC/A3	37124 11.5T8/4F/850/EXT/R	3		S-WO1U9G



# SelectDrive External Driver T8

## DLC KITS REFERENCES

T8 4'				
Model No. (DLC)	Lamp Model	Lamp Qty	External Driver Model	DLC Product ID
11.5T8/4F/830/EXT/SD/RC/A4	37121 11.5T8/4F/830/EXT/R	4	35897 15T8T5HEDRIVER/SD/4CH	S-WO8LTI
11.5T8/4F/835/EXT/SD/RC/A4	37122 11.5T8/4F/835/EXT/R	4		S-AWSUH1
11.5T8/4F/840/EXT/SD/RC/A4	37123 11.5T8/4F/840/EXT/R	4		S-BXR91Z
11.5T8/4F/850/EXT/SD/RC/A4	37124 11.5T8/4F/850/EXT/R	4		S-LWSODP
14T8/4F/840/EXT/SD/RC/A2	37126 14T8/4F/840/EXT/R	2	35896 15T8T5HEDRIVER/SD/2CH	S-VR8FZN
14T8/4F/850/EXT/SD/RC/A2	37127 14T8/4F/850/EXT/R	2		S-45TEQU
14T8/4F/830/EXT/SD/RC/A3	37257 14T8/4F/830/EXT/R	3	15T8T5HEDRIVER/SD/4CH	S-PJBDU0
14T8/4F/835/EXT/SD/RC/A3	37125 14T8/4F/835/EXT/R	3		S-C1T8K3
14T8/4F/840/EXT/SD/RC/A3	37126 14T8/4F/840/EXT/R	3		S-23J4S7
14T8/4F/850/EXT/SD/RC/A3	37127 14T8/4F/850/EXT/R	3		S-XW3G0K
14T8/4F/830/EXT/SD/RC/A4	37257 14T8/4F/830/EXT/R	4	15T8T5HEDRIVER/SD/4CH	S-QAE30W
14T8/4F/835/EXT/SD/RC/A4	37125 14T8/4F/835/EXT/R	4		S-NBFU7A
14T8/4F/840/EXT/SD/RC/A4	37126 14T8/4F/840/EXT/R	4		S-DF1SV3
14T8/4F/850/EXT/SD/RC/A4	37127 14T8/4F/850/EXT/R	4		S-TMVHOW
14T8/4F/835/EXT/SD/A2	35675 14T8/4F/835/EXT	2	35896 15T8T5HEDRIVER/SD/2CH	PNNJWLZ9
14T8/4F/840/EXT/SD/A2	98335 14T8/4F/840/EXT	2		P4NK8EEG
14T8/4F/850/EXT/SD/A2	98336 14T8/4F/850/EXT	2		P3DHVMIY
14T8/4F/835/EXT/SD/A3	35675 14T8/4F/835/EXT	3	35897 15T8T5HEDRIVER/SD/4CH	P9U4974V
14T8/4F/835/EXT/SD/A4		4		PI6JH2Q9
14T8/4F/840/EXT/SD/A3	98335 14T8/4F/840/EXT	3	35897 15T8T5HEDRIVER/SD/4CH	P142KC70
14T8/4F/840/EXT/SD/A4		4		PUISHFA0
14T8/4F/850/EXT/SD/A3	98336 14T8/4F/850/EXT	3	35897 15T8T5HEDRIVER/SD/4CH	PPXPBJX4
14T8/4F/850/EXT/SD/A4		4		PRBFINQR

T8 Ubent				
Model No. (DLC)	Lamp Model	Lamp Qty	External Driver Model	DLC Product ID
14.5T8U6/830/EXT/SD/A2	98337 14.5T8U6/830/EXT	2	35896 15T8T5HEDRIVER/SD/2CH	P5PKVVLU
14.5T8U6/835/EXT/SD/A2	35461 14.5T8U6/835/EXT			PE95JD8I
14.5T8U6/840/EXT/SD/A2	98338 14.5T8U6/840/EXT			P9PVFQ76
14.5T8U6/850/EXT/SD/A2	98339 14.5T8U6/850/EXT			P2EDHWH3

Where xxx means 824-965 which indicates CRI and color temperature

Note: All rights reserved. All sizes and specifications are subject to change at any time without notice.



# SelectDrive External Driver T8

## COMPATIBILITY WITH FULHAM EM DRIVER

Type	Model No	Lumen output level at EM mode	
		FHSCP-UNV-10.7WL	FHSCP-UNV-17WL
T8	9.5T8/2F/8XX/EXT	113%	-
	10.5T8/3F/8XX/EXT	102%	-
	11.5T8/4F/8XX/EXT, 11.5T8/4F/8XX/EXT/R	93%	-
	14T8/4F/8XX/EXT, 14T8/4F/8XX/EXT/R	76%	-
	14.5T8U6/8XX/EXT	74%	117%

## EXTENDED WARRANTIES\*\*

Model	Description***
9.5T8/2F/EXT/10YEARWARRANTY	10 Year warranty for 9.5T8/2F/8xx/EXT/yy
10.5T8/3F/EXT/10YEARWARRANTY	10 Year warranty for 10.5T8/3F/8xx/EXT/yy
11.5T8/4F/EXT/10YEARWARRANTY	10 Year warranty for 11.5T8/4F/8xx/EXT/yy
14T8/4F/EXT/10YEARWARRANTY	10 Year warranty for 14T8/4F/8xx/EXT/yy
14.5T8/U6/EXT/10YEARWARRANTY	10 Year warranty for 14.5T8U6/8xx/EXT/yy

\*\* Warranty based on a maximum of 4,368 annual operating hours (per year for ten years) and exposure to a maximum fixture operating temperature of 80°F / 27°C.

\*\*\* xx – Refers to the CCT yy – Refers to model generations within the same nominal performance. Typically blank, 'R', or 'RC'