


Project Name:	Type:
Part Number:	Date:

CCT SELECT T8 EXT (UL TYPE C)

FEATURES

- Replaces 2', 3', and 4' T8 fluorescent lamps
- Compatible with GREEN CREATIVE external drivers only
- Parallel output driver requires no minimum lamp load to operate properly
- Suitable for single-ended installation with non-shunted lamp holders, as well as double-ended installation compatible with both existing shunted and non-shunted lamp holders.
- Frosted glass tube optimizes light distribution
- Flicker Free (percent flicker and flicker index are less than three percent)
- Exceptional efficacy up to 158 LPW
- Lumen output up to 2,050lm for 4' model
- SelectDrive technology - field selectable from three lumen output levels
- 0-10V dimming* - dims to OFF with SelectDrive driver, dims to 10% with single wattage driver
- Options of additional control systems
- SelectKelvin technology - field selectable color temperature in 3000K, 3500K, 4000K, 5000K, and 6500K
- L70 rated lifetime up to 60,000 hours
- 5 year limited warranty** / Optional 10 year available (see EXTENDED WARRANTIES table for information)
- Suitable for use in totally enclosed fixtures and damp locations
- Fixture operating temperature: -4°F to 95°F (-20°C to 35°C)
- Lamp ambient temperature: -4°F to 113°F (-20°C to 45°C)

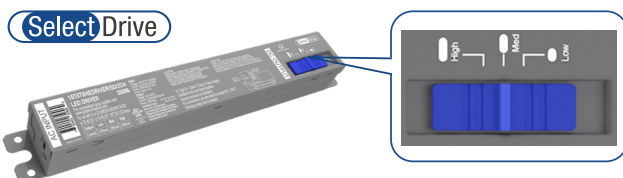
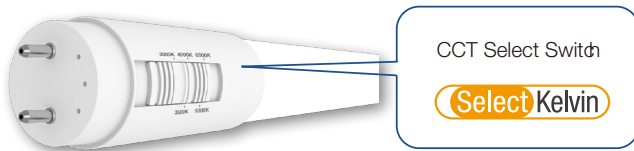


DIGITAL NAVIGATION

Explore the spec sheet through the links below

- [SPECIFICATIONS](#)
- [DIMENSION & WEIGHT](#)
- [INSTALLATION](#)
- [COMPATIBLE CONTROL SYSTEM](#)
- [ACCESSORY ORDERING INFORMATION](#)
- [LOGISTIC INFORMATION](#)
- [EXTENDED WARRANTIES***](#)
- [CERTIFICATION INFORMATION \(DLC KITS REFERENCES\)](#)

FOCUS FEATURE



Selectable Output			
Output	Low	Med	High
Current	210mA	250mA	300mA

Note: All rights reserved. All sizes and specifications are subject to change at any time without notice.



CCT SELECT T8 EXT (UL TYPE C)

SPECIFICATIONS

EXTERNAL DRIVER

Product	Model	Max. Lamp Quantity	Input Voltage	Input Freq. (Hz)	Max. Input Current (A)	Output Voltage (V)	Output Current (mA)	Dim	Max Case Temperature (°C/°F)	Power Factor	THD
35896	15T8T5HEDRIVER/SD/2CH	2	120-277V	50/60	0.31	30-48VDC	300mA/250mA/210mA (+/-5%)*2	0-10V	90/194	0.9	<20%
35897	15T8T5HEDRIVER/SD/4CH	4	120-277V	50/60	0.60	30-48VDC	300mA/250mA/210mA (+/-5%)*4	0-10V	90/194	0.9	<20%
98259	15T8T5HEDRIVER/2CH/R	2	120-277V	50/60	0.31	30-48VDC	300mA (+/-5%)*2	0-10V	90/194	0.9	<20%
98260	15T8T5HEDRIVER/4CH/R	4	120-277V	50/60	0.6	30-48VDC	300mA (+/-5%)*4	0-10V	90/194	0.9	<20%

LAMP

Product	Model	Nominal Length	Equiv.	Input Voltage	Wattage (W)	Lumens	CCT	Efficacy (LPW)	Life (hrs)	CRI	Power Factor	THD	Beam Angle	Dim.*	Fixture Rating	DLC	NSF	DOE
37223	9.5T8/2F/8CCTS/EXT	2'	17W	120-277V	9.5	1,350	3000K	142	60,000	82	0.9	<20%	220°	Yes	Enclosed	✓	-	✓
						1,400	3500K	147										
						1,500	4000K	158										
						1,500	5000K	158										
37224	10.5T8/3F/8CCTS/EXT	3'	25W	120-277V	10.5	1,450	3000K	138	60,000	82	0.9	<20%	220°	Yes	Enclosed	✓	-	✓
						1,500	3500K	143										
						1,600	4000K	152										
						1,600	5000K	152										
37225	11.5T8/4F/8CCTS/EXT	4'	32W	120-277V	11.5	1,600	3000K	139	60,000	82	0.9	<20%	220°	Yes	Enclosed	✓	-	✓
						1,650	3500K	143										
						1,700	4000K	148										
						1,700	5000K	148										
37226	14T8/4F/8CCTS/EXT	4'	32W	120-277V	14	1,920	3000K	137	60,000	82	0.9	<20%	220°	Yes	Enclosed	✓	-	✓
						2,000	3500K	143										
						2,050	4000K	146										
						2,050	5000K	146										

LAMP & DRIVER - COMPATIBLE TABLE

Product	Model	15T8T5HEDRIVER/2CH/R; 15T8T5HEDRIVER/SD/2CH	15T8T5HEDRIVER/4CH/R; 15T8T5HEDRIVER/SD/4CH
37223	9.5T8/2F/8CCTS/EXT	1 lamp / 2 lamps	1 lamp / 2 lamps / 3 lamps / 4 lamps
37224	10.5T8/3F/8CCTS/EXT	1 lamp / 2 lamps	1 lamp / 2 lamps / 3 lamps / 4 lamps
37225	11.5T8/4F/8CCTS/EXT	1 lamp / 2 lamps	1 lamp / 2 lamps / 3 lamps / 4 lamps
37226	14T8/4F/8CCTS/EXT	1 lamp / 2 lamps	1 lamp / 2 lamps / 3 lamps / 4 lamps

LAMP & DRIVER SYSTEM - LUMEN OUTPUT GUIDE

Product	Model	CCT	15T8T5HEDRIVER/2CH/R; 15T8T5HEDRIVER/SD/2CH				15T8T5HEDRIVER/4CH/R; 15T8T5HEDRIVER/SD/4CH			
			1 Lamp		2 Lamps		3 Lamps		4 Lamps	
			System Power	Lumens	System Power	Lumens	System Power	Lumens	System Power	Lumens
37223	9.5T8/2F/8CCTS/EXT	3000K	11	22	33	44	1,350	2,700	4,050	5,400
		3500K					1,400	2,800	4,200	5,600
		4000K					1,500	3,000	4,500	6,000
		5000K					1,500	3,000	4,500	6,000
		6500K					1,500	3,000	4,500	6,000
37224	10.5T8/3F/8CCTS/EXT	3000K	12	24	36	48	1,450	2,900	4,350	5,800
		3500K					1,500	3,000	4,500	6,000
		4000K					1,600	3,200	4,800	6,400
		5000K					1,600	3,200	4,800	6,400
		6500K					1,600	3,200	4,800	6,400
37225	11.5T8/4F/8CCTS/EXT	3000K	13	26	39	52	1,600	3,200	4,800	6,400
		3500K					1,650	3,300	4,950	6,600
		4000K					1,700	3,400	5,100	6,800
		5000K					1,700	3,400	5,100	6,800
		6500K					1,700	3,400	5,100	6,800
37226	14T8/4F/8CCTS/EXT	3000K	16	32	48	64	1,920	3,840	5,760	7,680
		3500K					2,000	4,000	6,000	8,000
		4000K					2,050	4,100	6,150	8,200

Note: All rights reserved. All sizes and specifications are subject to change at any time without notice.



CCT SELECT T8 EXT (UL TYPE C)

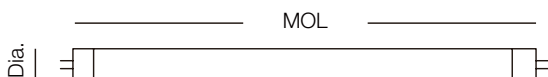
SPECIFICATIONS

LAMP & SelectDrive DRIVER SYSTEM - LUMEN OUTPUT GUIDE

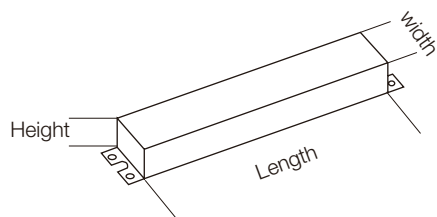
Product	Model	CCT	15T8T5HEDRIVER/SD/2CH; 15T8T5HEDRIVER/SD/4CH								
			Low (Lamp Power)	Low (System Power)	Low (Lumens)	Med (Lamp Power)	Med (System Power)	Med (Lumens)	High (Lamp Power)	High (System Power)	High (Lumens)
			1 Lamp								
37223	9.5T8/2F/8CCTS/EXT	3000K	6.7	8.0	900	7.9	9.5	1,100	9.5	11	1,350
		3500K			950			1,150			1,400
		4000K			1,000			1,200			1,500
		5000K			1,000			1,200			1,500
		6500K			1,000			1,200			1,500
37224	10.5T8/3F/8CCTS/EXT	3000K	7.4	8.6	950	8.8	10.2	1,150	10.5	12	1,450
		3500K			1,000			1,200			1,500
		4000K			1,050			1,300			1,600
		5000K			1,050			1,300			1,600
		6500K			1,050			1,300			1,600
37225	11.5T8/4F/8CCTS/EXT	3000K	8.1	9.3	1,050	9.6	11.0	1,300	11.5	13	1,600
		3500K			1,100			1,350			1,650
		4000K			1,150			1,400			1,700
		5000K			1,150			1,400			1,700
		6500K			1,150			1,400			1,700
37226	14T8/4F/8CCTS/EXT	3000K	9.8	11.0	1,245	11.7	13.0	1,535	14	16	1,920
		3500K			1,300			1,600			2,000
		4000K			1,400			1,650			2,050
		5000K			1,400			1,650			2,050
		6500K			1,400			1,650			2,050

FOOTNOTES:
 * This lamp might not be compatible with all dimmers. Please visit www.greencreative.com for compatibility information.
 ** Please visit www.greencreative.com for Limited Warranty terms
 Factory setting at highest lumen output and 4000K CCT.

DIMENSION & WEIGHT



Model	Base	MOL	Dia.
9.5T8/2F/8CCTS/EXT	G13	23-3/4"	1-1/8"
10.5T8/3F/8CCTS/EXT	G13	35-3/4"	1-1/8"
11.5T8/4F/8CCTS/EXT	G13	47-3/4"	1-1/8"
14T8/4F/8CCTS/EXT	G13	47-3/4"	1-1/8"



Model	Length	Width	Height	Weight
15T8T5HEDRIVER/SD/2CH	9-1/2"	1-5/16"	1-3/16"	1.0 lb
15T8T5HEDRIVER/SD/4CH				
15T8T5HEDRIVER/2CH/R				
15T8T5HEDRIVER/4CH/R				



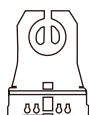
CCT SELECT T8 EXT (UL TYPE C)

INSTALLATION

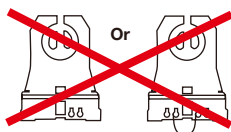
SINGLE ENDED EXTERNAL DRIVER INSTALLATION

Suitable for use with Non-Shunted lamp holders only.

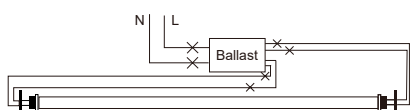
Programmed Start or Rapid Start
(Non-Shunted Lamp Holders)



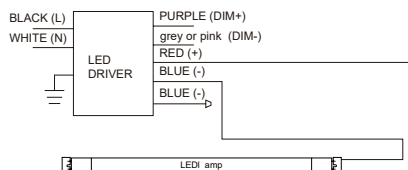
Instant Start
(Shunted Lamp Holders)



Step 1. Cut all wires connected to the existing ballast, and remove the ballast.

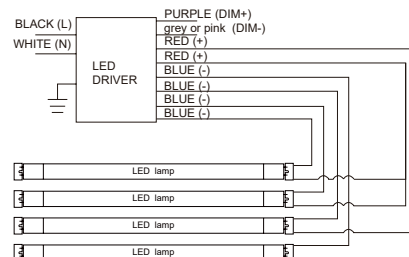


Single Lamp



Not polarity sensitive, lamps can be wired at either end

Multiple Lamps
Maximum 4 tubes should be interconnected.



Not polarity sensitive, lamps can be wired at either end

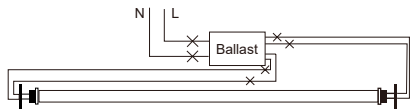
DOUBLE ENDED EXTERNAL DRIVER INSTALLATION

Suitable for use with both Non-Shunted or Shunted lamp holders.

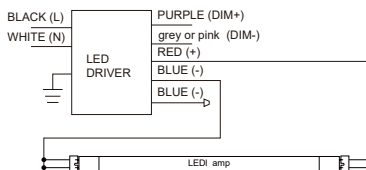
Programmed Start or Rapid Start
(Non-Shunted Lamp Holders)



Step 1. Cut all wires connected to the existing ballast, and remove the ballast.

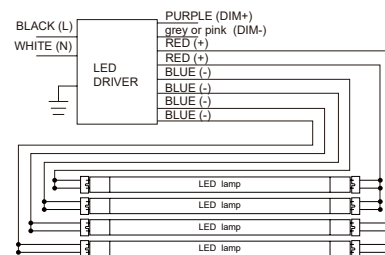


Single Lamp



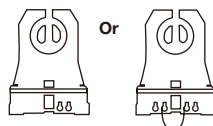
Not polarity sensitive, lamps can be wired at either end

Multiple Lamps
Maximum 4 tubes should be interconnected.

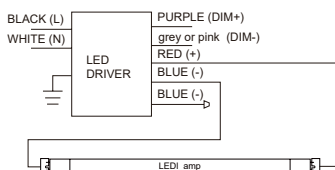


Not polarity sensitive, lamps can be wired at either end

Instant Start
(Shunted Lamp Holders)

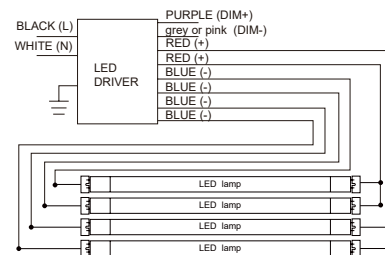


Single Lamp



Not polarity sensitive, lamps can be wired at either end

Multiple Lamps
Maximum 4 tubes should be interconnected.



Not polarity sensitive, lamps can be wired at either end

Note: All rights reserved. All sizes and specifications are subject to change at any time without notice.

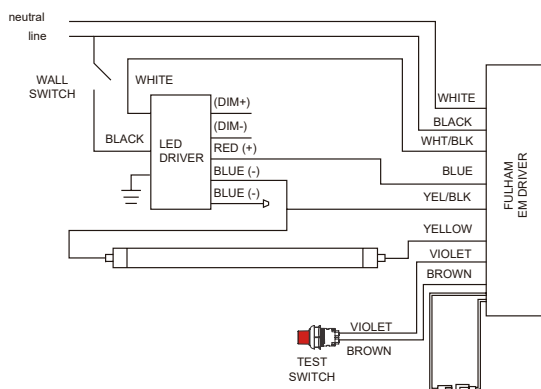


CCT SELECT T8 EXT (UL TYPE C)

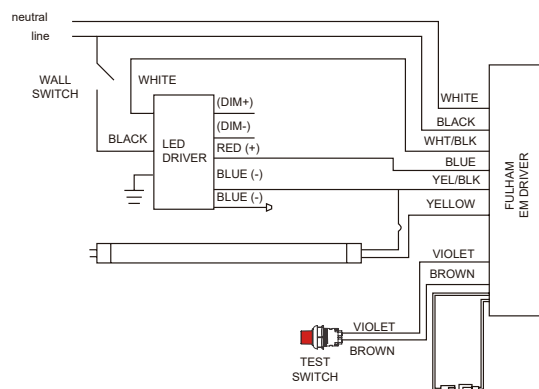
INSTALLATION

FULHAM EMERGENCY DRIVER INSTALLATION

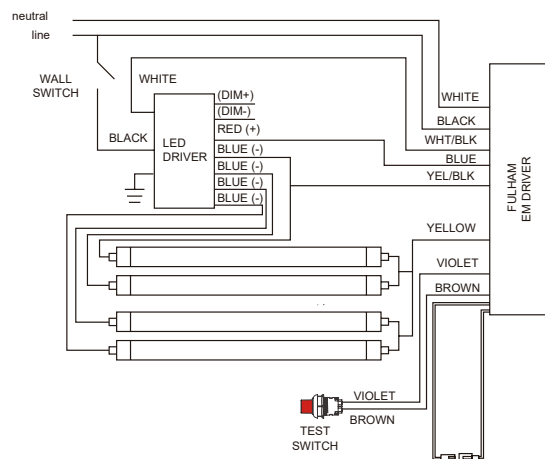
1 LAMP



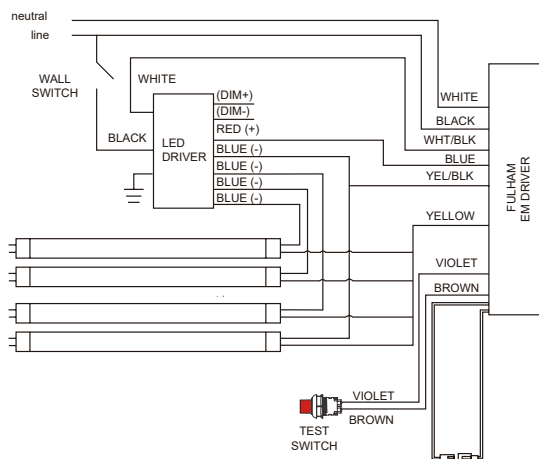
1 LAMP



4 LAMPS



4 LAMPS




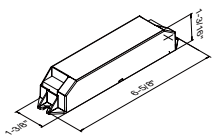

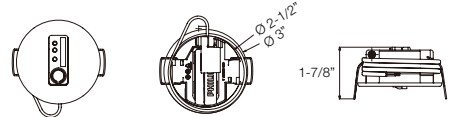
Type	FULHAM EM DRIVER	
	Model No	Lumen output level at EM mode
T8	9.5T8/2F/8CCTS/EXT	FHSCP-UNV3-10W-LSD-A 113%
	10.5T8/3F/8CCTS/EXT	102%
	11.5T8/4F/8CCTS/EXT	93%
	14T8/4F/8CCTS/EXT	76%



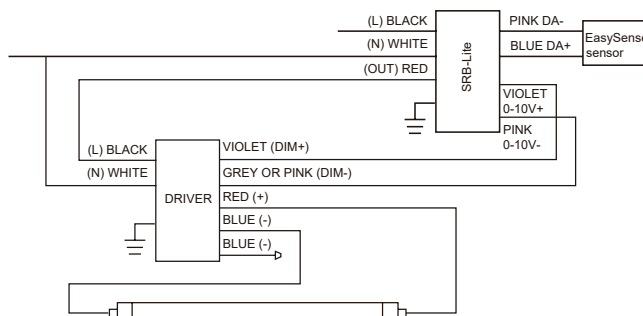
CCT SELECT T8 EXT (UL TYPE C)

COMPATIBLE CONTROL SYSTEM


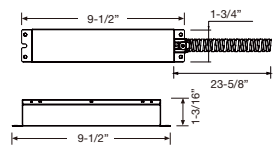

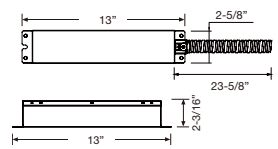

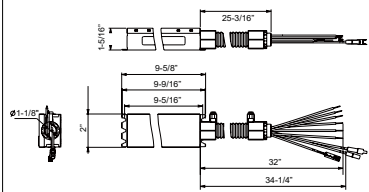
CONTROL ORDERING INFORMATION

Product	Model	Description	Pictures	Dimensions
SRB-Lite	SRB-Lite	Xitanium SR bridge - SR/DALI compatible - Field installation and Wiring		
98518	PH-SNS2000CMP	Easy Sense Ceiling Mount Sensor (SNS200) - Field installation and Wiring		

CONTROL SYSTEM INSTALLATION



ACCESSORY ORDERING INFORMATION

Product	Model	Description	Pictures	Dimensions	Compatible Skus
37934	8EMINVERTER	California Title 20 Compliant 8W Emergency LED Inverter (Field Installation)			9.5T8/2F/8CCTS/EXT 10.5T8/3F/8CCTS/EXT 11.5T8/4F/8CCTS/EXT 14T8/4F/8CCTS/EXT
38096	24EMINVERTER	California Title 20 Compliant 24W Emergency LED Inverter (Field Installation)			9.5T8/2F/8CCTS/EXT 10.5T8/3F/8CCTS/EXT 11.5T8/4F/8CCTS/EXT 14T8/4F/8CCTS/EXT
FHSCP-UNV3-10W-L-SD-A	FHSCP-UNV3-10W-L-SD-A	10W EM Driver 100-347V California Title 20 Compliant (Field Installation)			9.5T8/2F/8CCTS/EXT 10.5T8/3F/8CCTS/EXT 11.5T8/4F/8CCTS/EXT 14T8/4F/8CCTS/EXT

Note: All rights reserved. All sizes and specifications are subject to change at any time without notice.



CCT SELECT T8 EXT (UL TYPE C)

LOGISTIC INFORMATION

Model	Master Carton			Shipping Carton		
	Case Qty	Case Dimensions (LxWxH)	Case Weight	Case Qty	Case Dimensions (LxWxH)	Case Weight
9.5T8/2F/8CCTS/EXT	N.A	N.A	N.A	25PCS	25-1/4" x 8-1/16" x 8-1/16"	7.32 lb
10.5T8/3F/8CCTS/EXT	N.A	N.A	N.A	25PCS	37-5/16" x 8-1/16" x 8-1/16"	10.47 lb
11.5T8/4F/8CCTS/EXT	N.A	N.A	N.A	25PCS	37-5/16" x 8-1/16" x 8-1/16"	13.51 lb
14T8/4F/8CCTS/EXT	N.A	N.A	N.A	25PCS	49-3/16" x 8-1/16" x 8-1/16"	13.51 lb
15T8T5HEDRIVER/SD/2CH	6PCS	9-7/8" x 5-5/8" x 2-3/4"	5.07 lb	24PCS	11-7/8" x 10-5/16" x 6-11/16"	20.83 lb
15T8T5HEDRIVER/SD/4CH	6PCS	9-7/8" x 5-5/8" x 2-3/4"	5.40 lb	24PCS	11-7/8" x 10-5/16" x 6-11/16"	22.16 lb
15T8T5HEDRIVER/2CH/R	6PCS	9-7/8" x 5-5/8" x 2-3/4"	5.40 lb	24PCS	11-7/8" x 10-5/16" x 6-11/16"	22.60 lb
15T8T5HEDRIVER/4CH/R	6PCS	9-7/8" x 5-5/8" x 2-3/4"	6.06 lb	24PCS	11-7/8" x 10-5/16" x 6-11/16"	25.13 lb

EXTENDED WARRANTIES***

Model	Description
9.5T8/2F/8CCTS/EXT/10YEARWARRANTY	10 Year warranty for 9.5T8/2F/8CCTS/EXT/yy
10.5T8/3F/8CCTS/EXT/10YEARWARRANTY	10 Year warranty for 10.5T8/3F/8CCTS/EXT/yy
11.5T8/4F/8CCTS/EXT/10YEARWARRANTY	10 Year warranty for 11.5T8/4F/8CCTS/EXT/yy
14T8/4F/8CCTS/EXT/10YEARWARRANTY	10 Year warranty for 14T8/4F/8CCTS/EXT/yy

FOOTNOTES:

*** Warranty based on a maximum of 4,368 annual operating hours (per year for ten years) and exposure to a maximum fixture operating temperature of 80°F / 27°C.

CERTIFICATION INFORMATION (DLC KITS REFERENCES)

Model No. (DLC)	Lamp Model	Lamp Qty	External Driver Model	DLC Product ID
9.5T8/2F/8CCTS/EXT/SD/A2	9.5T8/2F/8CCTS/EXT	2	15T8T5HEDRIVER/SD/2CH	S-A4TCM2
9.5T8/2F/8CCTS/EXT/SD/A3		3	15T8T5HEDRIVER/SD/4CH	S-2Z5DC1
9.5T8/2F/8CCTS/EXT/SD/A4		4		S-9Q5EGK
10.5T8/3F/8CCTS/EXT/SD/A2	10.5T8/3F/8CCTS/EXT	2	15T8T5HEDRIVER/SD/2CH	S-CXYAPM
11.5T8/4F/8CCTS/EXT/A2	11.5T8/4F/8CCTS/EXT	2	15T8T5HEDRIVER/2CH/R	S-AHTCBD
11.5T8/4F/8CCTS/EXT/A3		3	15T8T5HEDRIVER/4CH/R	S-W8MVAAY
11.5T8/4F/8CCTS/EXT/A4		4		S-KQ2MW0
11.5T8/4F/8CCTS/EXT/SD/A2		2	15T8T5HEDRIVER/SD/2CH	S-KDCTRP
11.5T8/4F/8CCTS/EXT/SD/A3		3	15T8T5HEDRIVER/SD/4CH	S-803GYW
11.5T8/4F/8CCTS/EXT/SD/A4		4		S-0KFHQ8
14T8/4F/8CCTS/EXT/SD/A2		14T8/4F/8CCTS/EXT	2	15T8T5HEDRIVER/SD/2CH
14T8/4F/8CCTS/EXT/SD/A3	3		15T8T5HEDRIVER/SD/4CH	S-Z5S06X
14T8/4F/8CCTS/EXT/SD/A4	4			S-ESTP32