

Project Name:	Type:
Part Number:	Date:

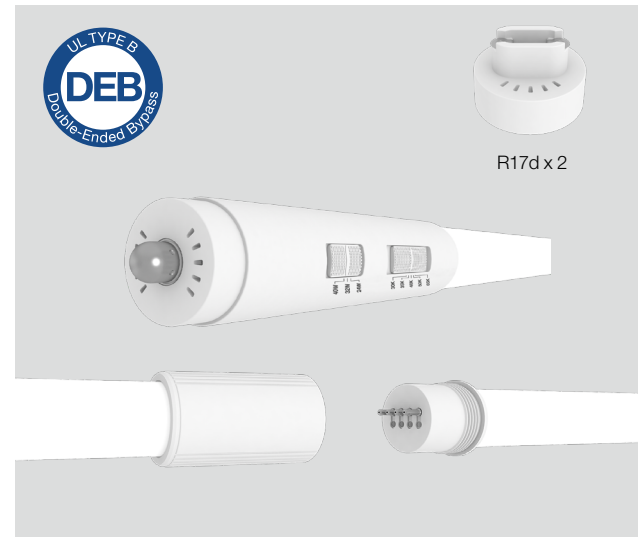


GREENCREATIVE

T8 8' DEB (2-PIECE) (UL Type B - Double Ended Bypass)

FEATURES

- Replace 8' T8 and T12 fluorescent lamps
- Integral LED driver - Directly operate on 120-277V line voltage
- Double ended installation in bypass mode working with existing shunted or non-shunted lamp holders
- Innovative 2-piece 4' design transforms into a single 8' tube for continuous illumination
- Convert from default base Fa8 using interchangeable accessories
- High lumen output up to 5,500lm
- PET coated glass tube improving resistance to breakage
- SelectKelvin technology - field selectable color temperature in 3000K, 3500K, 4000K, 5000K, and 6500K
- Rated Lifetime (L70): 50,000hrs
- 5 year limited warranty* / Optional 10 year available (see EXTENDED WARRANTIES table for information)
- Suitable for use in totally enclosed fixtures and damp locations
- Fixture operating temperature: -4°F to 95°F (-20°C to 35°C)
- Lamp ambient temperature: -4°F to 113°F (-20°C to 45°C)
- NSF (National Sanitation Foundation)certified for Food Zone (Non-Contact), Splash, and Non-Food Zones



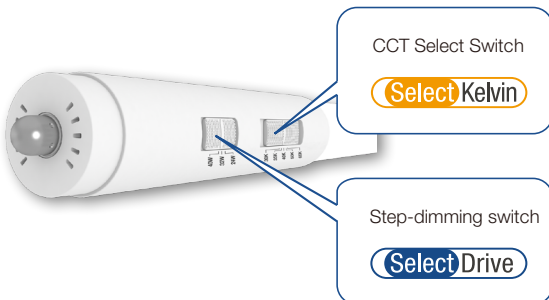
DIGITAL NAVIGATION

Explore the spec sheet through the links below


[SPECIFICATIONS](#)
[SUPPLIED ACCESSORY](#)
[DIMENSION & WEIGHT](#)
[INSTALLATION](#)
[ACCESSORY ORDERING INFORMATION](#)
[LOGISTIC INFORMATION](#)
[CERTIFICATION INFORMATION](#)
[EXTENDED WARRANTIES](#)




FOCUS FEATURE



WATT (W)	3000K		3500K		4000K		5000K		6500K	
	LUMEN (lm)	LPW	LUMEN (lm)	LPW	LUMEN (lm)	LPW	LUMEN (lm)	LPW	LUMEN (lm)	LPW
24	3,300	138	3,300	138	3,500	146	3,500	146	3,500	146
32	4,200	131	4,200	131	4,400	138	4,400	138	4,400	138
40	5,200	130	5,200	130	5,500	138	5,500	138	5,500	138



Convert from default Fa8 base to R17d base using interchangeable accessories



Innovative 2-piece 4' design transforms into a single 8' tube Male & Female connection

Note: All rights reserved. All sizes and specifications are subject to change at any time without notice.



GREENCREATIVE

T8 8' DEB (2-PIECE) (UL Type B - Double Ended Bypass)

SPECIFICATIONS

Product	Model	Nominal Length	Equiv.	Input Voltage	Wattage (W)	Lumens	CCT	Efficacy (LPW)	Life (hrs)	CRI	Power Factor	THD	Beam Angle	Fixture Rating	PET Coated	DLC	NSF
38105	40T8/8F/8CCTS/DEB/SD/C	8'	96W	120-277V	40	5,200	3000K	130	50,000	82	0.9	<20%	170°	Enclosed	Yes	✓	✓
						5,200	3500K	130									
						5,500	4000K	138									
						5,500	5000K	138									
						5,500	6500K	138									

FOOTNOTES:

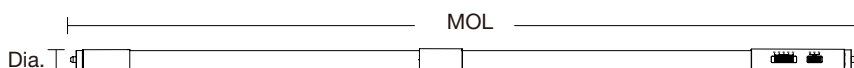
* Please visit www.greencreative.com for Limited Warranty terms

Factory setting at highest lumen output and 4000K CCT

SUPPLIED ACCESSORY

Product	Model	Description	Picture	Dimension	Weight
34873	T8CLIP	Kit including self-tapping screw and support clip (Clip x 1, ST4.2 hexagon washer head self drilling screw x 1)			0.2oz

DIMENSION & WEIGHT

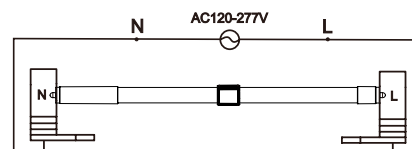
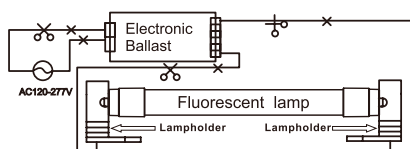


Model	Base	MOL	Dia.	Weight
40T8/8F/8CCTS/DEB/SD/C	Fa8 & R17d	93-13/16"	1"	0.92 lb

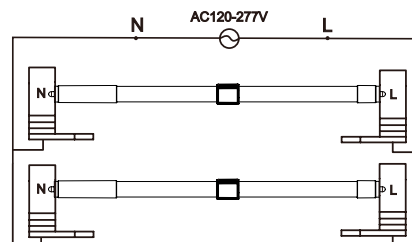
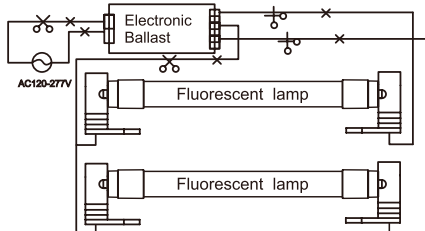
INSTALLATION

FA8 - Electronic Ballast

1 LAMP

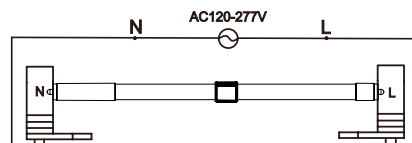
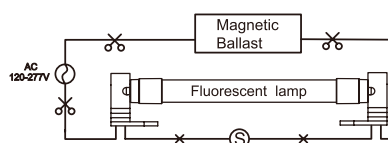


2 LAMPS



FA8 - Magnetic Ballast

1 LAMP



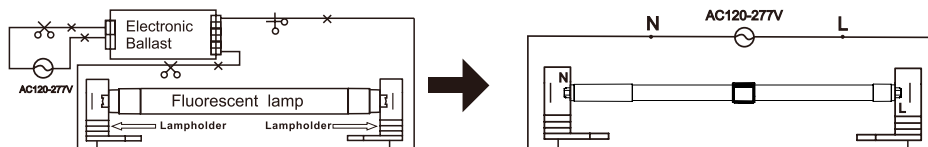


T8 8' DEB (2-PIECE) (UL Type B - Double Ended Bypass)

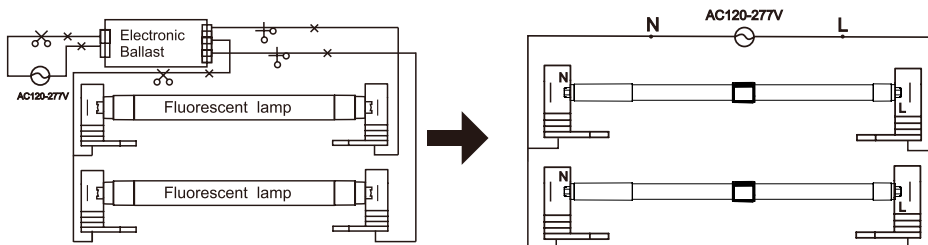
INSTALLATION

R17D - Electronic Ballast - Shunted lampholders

1 LAMP

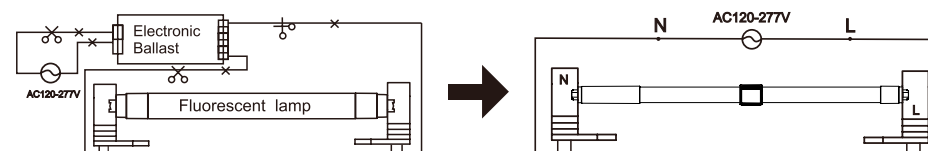


2 LAMPS

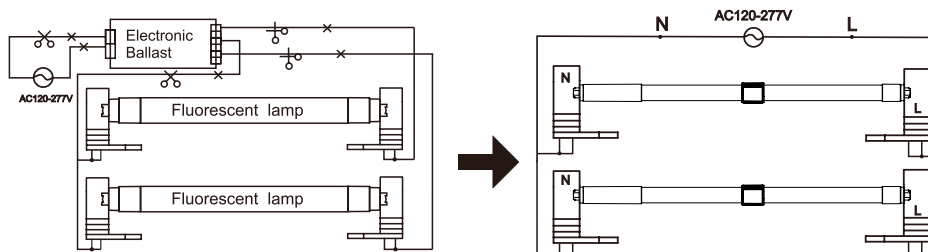


R17D - Electronic Ballast - Non-shunted lampholders

1 LAMP

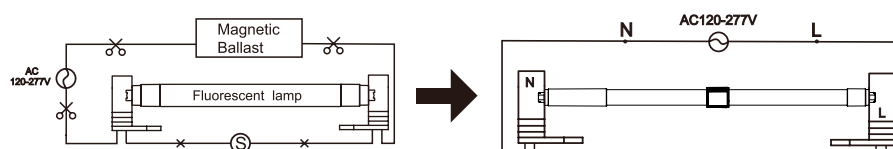


2 LAMPS



RR17D - Magnetic Ballast


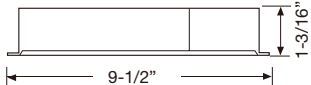



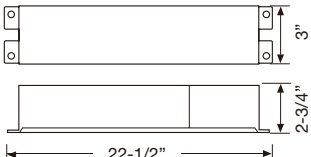


1 LAMP





T8 8' DEB (2-PIECE) (UL Type B - Double Ended Bypass)

ACCESSORY ORDERING INFORMATION

Product	Model	Description	Pictures	Dimensions
34958	5EMDRIVER**	5W Emergency LED Driver		
34959	10EMDRIVER	California Title 20 Compliant 10W Emergency LED Driver		
98235	50EMINVERTER**	Emergency Inverter 50W		
58013	35EMINVERTER/CEC	California Title 20 Compliant 35W Emergency Inverter (Field Installation)		

FOOTNOTES: **Does not meet Title 20 appliance requirements, not for use in California

LOGISTIC INFORMATION

Model	Master Carton			Shipping Carton		
	Case Qty	Case Dimensions (LxWxH)	Case Weight	Case Qty	Case Dimensions (LxWxH)	Case Weight
40T8/8F/8CCTS/DEB/SD/C	N.A.	N.A.	N.A.	10PCS	48-3/8" x 6-1/2" x 7-7/16"	11.3 lb

CERTIFICATION INFORMATION

Product	Model	DLC ID#
38105	40T8/8F/8CCTS/DEB/SD/C	S-H25S3P

EXTENDED WARRANTIES***

Model	Description****
40T8/8F/8CCTS/DEB/SD/C/10YEARWARRANTY	10 Year warranty for 40T8/8F/8CCTS/DEB/SD/C/yy

FOOTNOTES:

*** Warranty based on a maximum of 4,368 annual operating hours (per year for ten years) and exposure to a maximum fixture operating temperature of 80°F / 27°C.

**** yy – Refers to model generations within the same nominal performance. Typically blank, 'R', or 'RC'