

|               |       |
|---------------|-------|
| Project Name: | Type: |
| Part Number:  | Date: |

## T8 8' DEB (2-PIECE) (UL Type B - Double Ended Bypass)

### FEATURES


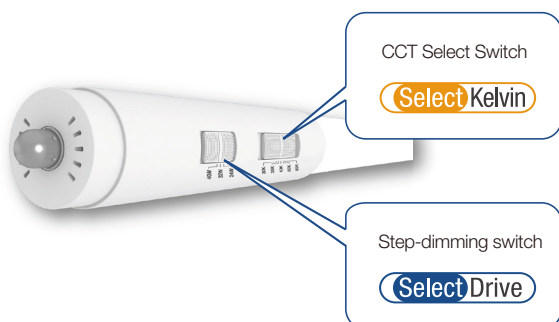
- Replace 8' T8 and T12 fluorescent lamps
- Integral LED driver - Directly operate on 120-277V line voltage
- Double ended installation in bypass mode working with existing shunted or non-shunted lamp holders
- Innovative 2-piece 4' design transforms into a single 8' tube for continuous illumination
- Convert from default base Fa8 using interchangeable accessories
- High lumen output up to 5,500lm
- PET coated glass tube improving resistance to breakage
- SelectKelvin technology - field selectable color temperature in 3000K, 3500K, 4000K, 5000K, and 6500K
- Rated Lifetime (L70): 50,000hrs
- 5 year limited warranty\* / Optional 10 year available (see EXTENDED WARRANTIES table for information)
- Suitable for use in totally enclosed fixtures and damp locations
- Fixture operating temperature: -4°F to 95°F (-20°C to 35°C)
- Lamp ambient temperature: -4°F to 113°F (-20°C to 45°C)
- NSF (National Sanitation Foundation)certified for Food Zone (Non-Contact), Splash, and Non-Food Zones




010325



### FOCUS FEATURE



| WATT (W) | 3000K      |     |  | 3500K      |     |  | 4000K      |     |  | 5000K      |     |  | 6500K      |     |  |
|----------|------------|-----|--|------------|-----|--|------------|-----|--|------------|-----|--|------------|-----|--|
|          | LUMEN (lm) | LPW |  | LUMEN (lm) | LPW |  | LUMEN (lm) | LPW |  | LUMEN (lm) | LPW |  | LUMEN (lm) | LPW |  |
| 24       | 3,300      | 138 |  | 3,300      | 138 |  | 3,500      | 146 |  | 3,500      | 146 |  | 3,500      | 146 |  |
| 32       | 4,200      | 131 |  | 4,200      | 131 |  | 4,400      | 138 |  | 4,400      | 138 |  | 4,400      | 138 |  |
| 40       | 5,200      | 130 |  | 5,200      | 130 |  | 5,500      | 138 |  | 5,500      | 138 |  | 5,500      | 138 |  |



Convert from default Fa8 base to R17d base using interchangeable accessories



Innovative 2-piece 4' design transforms into a single 8' tube Male & Female connection



GREENCREATIVE

## T8 8' DEB (2-PIECE) (UL Type B - Double Ended Bypass)

### SPECIFICATIONS

| Product | Model                  | Nominal Length | Equiv. | Input Voltage | Wattage (W) | Lumens | CCT   | Efficacy (LPW) | Life (hrs) | CRI | Power Factor | THD  | Beam Angle | Fixture Rating | PET Coated | DLC | NSF |
|---------|------------------------|----------------|--------|---------------|-------------|--------|-------|----------------|------------|-----|--------------|------|------------|----------------|------------|-----|-----|
| 38105   | 40T8/8F/8CCTS/DEB/SD/C | 8'             | 96W    | 120V-277V     | 40          | 5,200  | 3000K | 130            | 50,000     | 82  | 0.9          | <20% | 170°       | Enclosed       | Yes        | ✓   | Yes |
|         |                        |                |        |               |             | 5,200  | 3500K | 130            |            |     |              |      |            |                |            |     |     |
|         |                        |                |        |               |             | 5,500  | 4000K | 138            |            |     |              |      |            |                |            |     |     |
|         |                        |                |        |               |             | 5,500  | 5000K | 138            |            |     |              |      |            |                |            |     |     |
|         |                        |                |        |               |             | 5,500  | 6500K | 138            |            |     |              |      |            |                |            |     |     |

\* Please visit [www.greencreative.com](http://www.greencreative.com) for Limited Warranty terms

Note: Factory setting at 4000K CCT.

### SUPPLIED ACCESSORY

| Product | Model  | Description  | Picture | Dimension | Weight |
|---------|--------|--|---------|-----------|--------|
| 34873   | T8CLIP | Kit including self-tapping screw and support clip<br>(Clip x 1, ST4.2 hexagon washer head self drilling screw x 1) |         |           | 0.2oz  |

### DIMENSION & WEIGHT

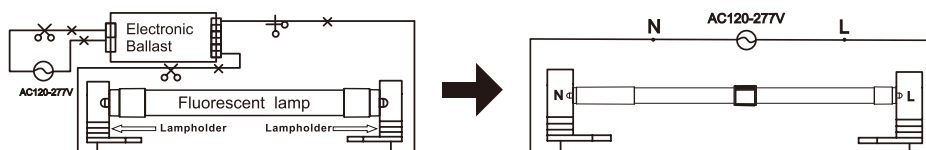


| Model                  | Base       | MOL       | Dia. | Weight  |
|------------------------|------------|-----------|------|---------|
| 40T8/8F/8CCTS/DEB/SD/C | Fa8 & R17d | 93-13/16" | 1"   | 0.92 lb |

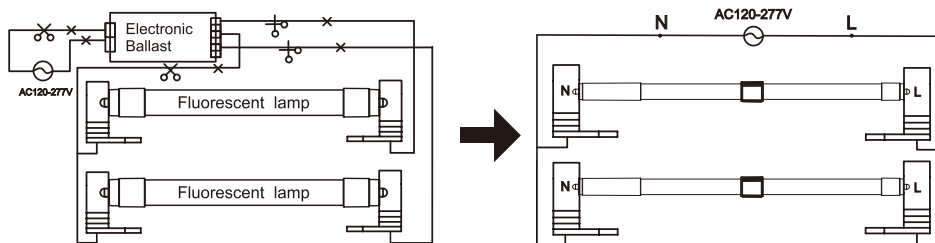
### INSTALLATION

#### FA8 - Electronic Ballast

##### 1 LAMP

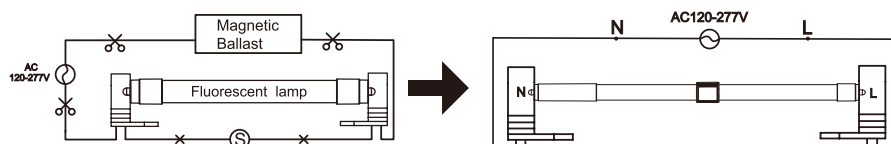


##### 2 LAMPS



#### FA8 - Magnetic Ballast

##### 1 LAMP





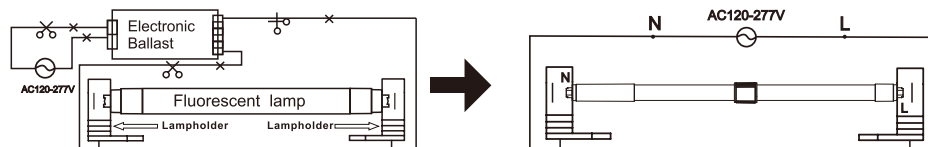
GREENCREATIVE

## T8 8' DEB (2-PIECE) (UL Type B - Double Ended Bypass)

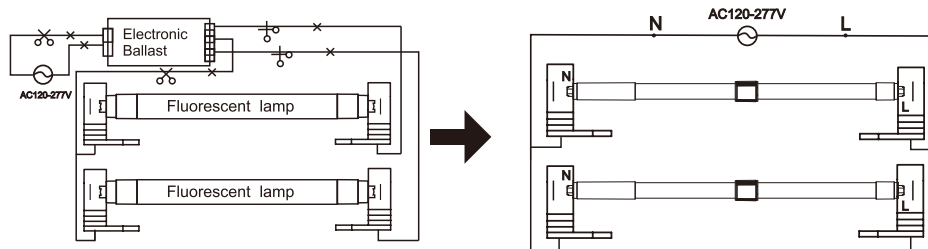
### INSTALLATION

#### R17D - Electronic Ballast - Shunted lampholders

##### 1 LAMP

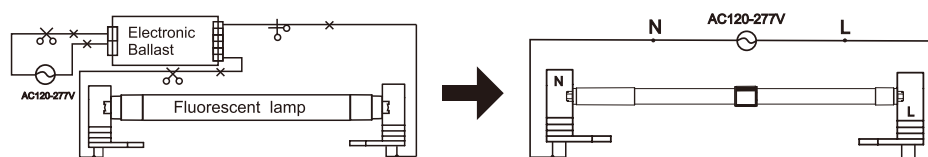


##### 2 LAMPS

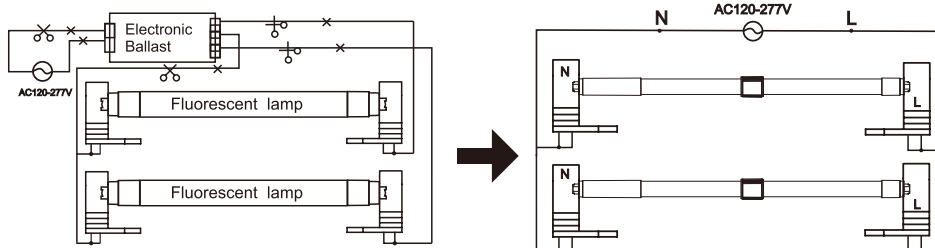


#### R17D - Electronic Ballast - Non-shunted lampholders

##### 1 LAMP

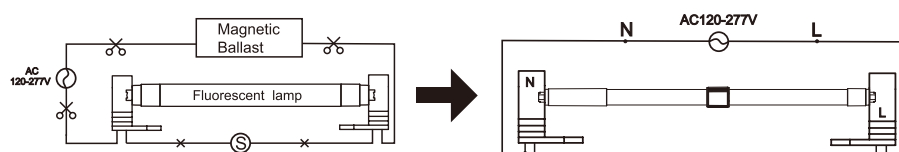


##### 2 LAMPS



#### R17D - Magnetic Ballast

##### 1 LAMP



## T8 8' DEB (2-PIECE) (UL Type B - Double Ended Bypass)

| ACCESSORY ORDERING INFORMATION |                  |   |  |   |  |
|--------------------------------|------------------|---|--|---|--|
| Product                        | Model            | Description   | Pictures   | Dimensions  |  |
| 34958                          | 5EMDRIVER**      | 5W Emergency LED Driver   |  |  |  |
| 34959                          | 10EMDRIVER       | California Title 20 Compliant 10W Emergency LED Driver                    |  |  |  |
| 98235                          | 50EMINVERTER**   | Emergency Inverter 50W  |  |  |  |
| 58013                          | 35EMINVERTER/CEC | California Title 20 Compliant 35W Emergency Inverter (Field Installation) |  |  |  |

\*\*Does not meet Title 20 appliance requirements, not for use in California

| EXTENDED WARRANTIES***                |                           |
|---------------------------------------|---------------------------|
| Model                                 | Description****           |
| 40T8/8F/8CCTS/DEB/SD/C/10YEARWARRANTY | 40T8/8F/8CCTS/DEB/SD/C/yy |

\*\*\* Warranty based on a maximum of 4,368 annual operating hours (per year for ten years) and exposure to a maximum fixture operating temperature of 80°F / 27°C.

\*\*\*\* yy – Refers to model generations within the same nominal performance. Typically blank, 'R', or 'RC'

| CERTIFICATION INFORMATION |                        |          |
|---------------------------|------------------------|----------|
| Product                   | Model                  | DLC ID#  |
| 38105                     | 40T8/8F/8CCTS/DEB/SD/C | S-H25S3P |

| ORDERING INFORMATION   |               |                         |             |                 |                            |             |
|------------------------|---------------|-------------------------|-------------|-----------------|----------------------------|-------------|
| Model                  | Master Carton |                         |             | Shipping Carton |                            |             |
|                        | Case Qty      | Case Dimensions (LxWxH) | Case Weight | Case Qty        | Case Dimensions (LxWxH)    | Case Weight |
| 40T8/8F/8CCTS/DEB/SD/C | NA            | NA                      | NA          | 10PCS           | 48-3/8" x 6-1/2" x 7-7/16" | 11.3 lb     |