

Project Name:	Type:
Part Number:	Date:



GREENCREATIVE

# CCT SELECT T5 UEB (UL Type B - Single and Double Ended Bypass)

## FEATURES

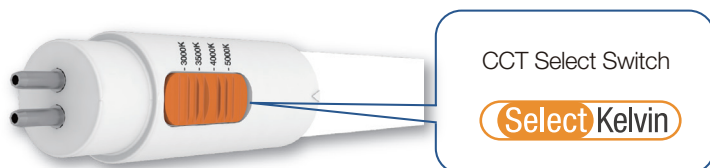
- Replaces 2', 3', and 4' T5 fluorescent lamps
- UEB - Universal operates in bypass mode. It supports both single-ended installation with non-shunted lamp holders and double-ended installation with either shunted or non-shunted lamp holders.
- PET-coated glass shatter resistant (except 24T5O).
- Exceptional efficacy up to 146 LPW
- Lumen output up to 3,500 LM
- Smooth ELV dimming\*
- SelectKelvin technology - field selectable color temperature in 3000K, 3500K, 4000K and 5000K
- L70 rated lifetime up to 60,000 hours
- 5 year limited warranty\*\* / Optional 10 year available (see EXTENDED WARRANTIES table for information)
- Suitable for use in totally enclosed fixtures and damp locations
- Fixture operating temperature: -4°F to 95°F (-20°C to 35°C)
- Lamp ambient temperature: -4°F to 113°F (-20°C to 45°C)
- NSF (National Sanitation Foundation)certified for Food Zone (Non-Contact), Splash, and Non-Food Zones



052625



## FOCUS FEATURE



### GREEN CREATIVE T5 BYP/UEB in the fixture



### Other Brands T5 BYP/UEB in the fixture



### BALANCED LIGHT OUTPUT

GREEN CREATIVE T5 BYP/UEB eliminates the compatibility issue once and for ever. The compact design of driver enables a more balanced light output when installed in fixtures.



GREENCREATIVE

# CCT SELECT T5 UEB (UL Type B - Single and Double Ended Bypass)

## SPECIFICATIONS


Product	Model	Nominal Length	Equiv.	Input Voltage	Wattage	Lumens	CCT	Efficacy (LPW)	Life (hrs)	CRI	Power Factor	THD	Beam Angle	Dim.*	Fixture Rating	PET Coated	DLC	NSF	DOE
38627	9T5HE/2F/8CCTS/UEB/C	2'	14W	120-277V	9	1,150	3000K	128	60,000	82	0.9	20%	180°	Yes	Enclosed	Yes	N.A.	✓	-
						1,200	3500K	133											
						1,250	4000K	139											
						1,200	5000K	133											
38628	12T5HO/2F/8CCTS/UEB/C	2'	24W	120-277V	12	1,440	3000K	120	60,000	82	0.9	20%	180°	Yes	Enclosed	Yes	N.A.	✓	-
						1,500	3500K	125											
						1,600	4000K	133											
						1,550	5000K	129											
38629	12T5HE/3F/8CCTS/UEB/C	3'	21W	120-277V	12	1,540	3000K	128	60,000	82	0.9	20%	180°	Yes	Enclosed	Yes	N.A.	✓	-
						1,600	3500K	133											
						1,650	4000K	138											
						1,600	5000K	133											
38630	15T5HO/3F/8CCTS/UEB/C	3'	39W	120-277V	15	2,000	3000K	133	60,000	82	0.9	20%	180°	Yes	Enclosed	Yes	N.A.	✓	-
						2,100	3500K	140											
						2,150	4000K	143											
						2,100	5000K	140											
38631	15T5HE/4F/8CCTS/UEB/C	4'	28W	120-277V	15	2,000	3000K	133	60,000	82	0.9	20%	180°	Yes	Enclosed	Yes	✓	✓	-
						2,050	3500K	137											
						2,150	4000K	143											
						2,100	5000K	140											
38632	24T5HO/4F/8CCTS/UEB	4'	54W	120-277V	24	3,200	3000K	133	60,000	82	0.9	20%	180°	Yes	Enclosed	No	✓	✓	-
						3,300	3500K	138											
						3,500	4000K	146											
						3,300	5000K	138											

\*This lamp is available for dimming with 120V line voltage only and might not be compatible with all dimmers. Please visit [www.greencreative.com](http://www.greencreative.com) for compatibility information.

\*\* Please visit [www.greencreative.com](http://www.greencreative.com) for Limited Warranty terms.

Note: Factory setting at 4000K CCT

## DIMENSION & WEIGHT



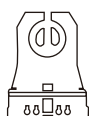
Model	Base	MOL	Dia.	Weight
9T5HE/2F/8CCTS/UEB/C	G5	22-3/16"	3/4"	0.16 lb
12T5HO/2F/8CCTS/UEB/C	G5	22-3/16"	3/4"	0.16 lb
12T5HE/3F/8CCTS/UEB/C	G5	34"	3/4"	0.24 lb
15T5HO/3F/8CCTS/UEB/C	G5	34"	3/4"	0.24 lb
15T5HE/4F/8CCTS/UEB/C	G5	45-13/16"	3/4"	0.32 lb
24T5HO/4F/8CCTS/UEB	G5	45-13/16"	3/4"	0.32 lb

## INSTALLATION

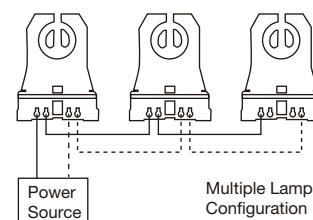
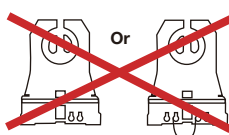
### SINGLE ENDED BYPASS INSTALLATION

**Suitable for use with Non-Shunted lamp holders only.**

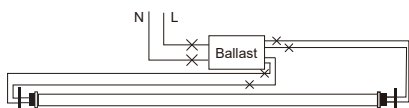
**Programmed Start or Rapid Start  
(Non-Shunted Lamp Holders)**



**Instant Start  
(Shunted Lamp Holders)**



Step 1. Cut all wires connected to the existing ballast, and remove the ballast.



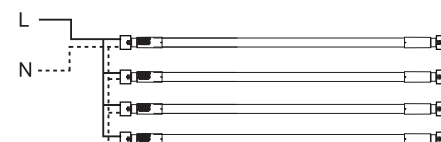
Step 2. Connect power to one end (the end with L and N markings) according to the diagram. Wiring should be made using Non-Shunted lamp holders only.

**Single Lamp**



Not polarity sensitive, lamps can be wired at either end.

**Multiple Lamps  
Maximum 4 tubes should be interconnected.**



Not polarity sensitive, lamps can be wired at either end.



GREENCREATIVE

# CCT SELECT T5 UEB (UL Type B - Single and Double Ended Bypass)

## INSTALLATION

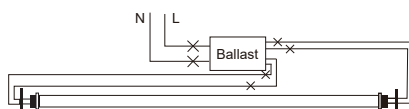
### DOUBLE ENDED BYPASS INSTALLATION

Suitable for use with both Non-Shunted or Shunted lamp holders.

Programmed Start or Rapid Start  
(Non-Shunted Lamp Holders)




Step 1. Cut all wires connected to the existing ballast, and remove the ballast.

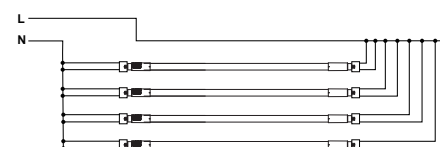


Step 2. For Non-Shunted lamp holders, connect power to both ends according to the diagram.

Single Lamp



Multiple Lamps  
Maximum 4 tubes should be interconnected.



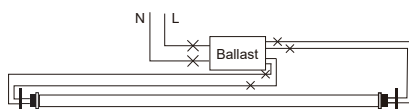
Instant Start  
(Shunted Lamp Holders)



Or



Step 1. Cut all wires connected to the existing ballast, and remove the ballast.

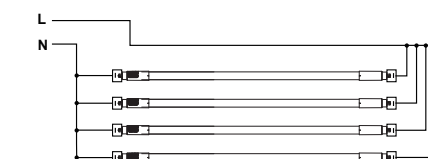


Step 2. For Shunted lamp holders, connect power to both ends according to the diagram.

Single Lamp



Multiple Lamps  
Maximum 4 tubes should be interconnected.



## ACCESSORY ORDERING INFORMATION

Product	Model	Description	Pictures	Dimensions	Compatible Skus
37935	21EMINVERTER	California Title 20 Compliant 21W Emergency LED Inverter (Field Installation)			9T5HE/2F/8CCTS/UEB/C 12T5HO/2F/8CCTS/UEB/C 12T5HE/3F/8CCTS/UEB/C 15T5HO/3F/8CCTS/UEB/C 15T5HE/4F/8CCTS/UEB/C
38096	24EMINVERTER	California Title 20 Compliant 24W Emergency LED Inverter (Field Installation)			9T5HE/2F/8CCTS/UEB/C 12T5HO/2F/8CCTS/UEB/C 12T5HE/3F/8CCTS/UEB/C 15T5HO/3F/8CCTS/UEB/C 15T5HE/4F/8CCTS/UEB/C 24T5HO/4F/8CCTS/UEB
ELI-S-20	ELI-S-20	California Title 20 Compliant 20W Emergency Inverter (Field Installation)			9T5HE/2F/8CCTS/UEB/C 12T5HO/2F/8CCTS/UEB/C 12T5HE/3F/8CCTS/UEB/C 15T5HO/3F/8CCTS/UEB/C 15T5HE/4F/8CCTS/UEB/C 24T5HO/4F/8CCTS/UEB



GREENCREATIVE

# CCT SELECT T5 UEB (UL Type B - Single and Double Ended Bypass)

## EXTENDED WARRANTIES\*\*\*

Model	Description****
9T5HE/2F/8CCTS/UEB/C/10YEARWARRANTY	10 Year warranty for 9T5HE/2F/8CCTS/UEB/C/yy
12T5HO/2F/8CCTS/UEB/C/10YEARWARRANTY	10 Year warranty for 12T5HO/2F/8CCTS/UEB/C/yy
12T5HE/3F/8CCTS/UEB/C/10YEARWARRANTY	10 Year warranty for 12T5HE/3F/8CCTS/UEB/C/yy
15T5HO/3F/8CCTS/UEB/C/10YEARWARRANTY	10 Year warranty for 15T5HO/3F/8CCTS/UEB/C/yy
15T5HE/4F/8CCTS/UEB/C/10YEARWARRANTY	10 Year warranty for 15T5HE/4F/8CCTS/UEB/C/yy
24T5HO/4F/8CCTS/UEB/10YEARWARRANTY	10 Year warranty for 24T5HO/4F/8CCTS/UEB/yy

\*\*\* Warranty based on a maximum of 4,368 annual operating hours (per year for ten years) and exposure to a maximum fixture operating temperature of 80°F / 27°C.

\*\*\*\* yy – Refers to model generations within the same nominal performance. Typically blank, 'R', or 'RC'

## LOGISTIC INFORMATION

Model	Master Carton			Shipping Carton		
	Case Qty	Case Dimensions (LxWxH)	Case Weight	Case Qty	Case Dimensions (LxWxH)	Case Weight
9T5HE/2F/8CCTS/UEB/C	6PCS	23" x 2-15/16" x 1-15/16"	1.4 lb	24PCS	25-3/16" x 6-11/16" x 5-1/8"	6.53 lb
12T5HO/2F/8CCTS/UEB/C	6PCS	23" x 2-15/16" x 1-15/16"	1.4 lb	24PCS	25-3/16" x 6-11/16" x 5-1/8"	6.53 lb
12T5HE/3F/8CCTS/UEB/C	6PCS	34-13/16" x 2-15/16" x 1-15/16"	1.98 lb	24PCS	37" x -11/16" x 5-1/8"	9.7 lb
15T5HO/3F/8CCTS/UEB/C	6PCS	34-13/16" x 2-15/16" x 1-15/16"	1.98 lb	24PCS	37" x -11/16" x 5-1/8"	9.7 lb
15T5HE/4F/8CCTS/UEB/C	6PCS	46-5/8" x 2-11/16" x 1-15/16"	2.54 lb	24PCS	48-13/16" x 6-11/16" x 5-1/8"	11.9 lb
24T5HO/4F/8CCTS/UEB	6PCS	46-5/8" x 2-11/16" x 1-15/16"	2.54 lb	24PCS	48-13/16" x 6-11/16" x 5-1/8"	11.9 lb

## CERTIFICATION INFORMATION

Product	Model	DLC ID#
38631	15T5HE/4F/8CCTS/UEB/C	S-BV7W78
38632	24T5HO/4F/8CCTS/UEB	S-YY7FP6

Note: All rights reserved. All sizes and specifications are subject to change at any time without notice.