

Project Name:	Type:
Part Number:	Date:

# T5 UEB (UL Type B - Single and Double Ended Bypass)

## FEATURES

- Replace 4' T5HO fluorescent lamps
- Integral LED driver - Directly operate on 120-277V line voltage
- UEB - Universal ended installation in bypass mode. Suitable for both single ended installation working with only non-shunted lamp holders, or double ended installation working with both shunted or non-shunted lamp holders
- Frosted glass tube optimizes light distribution (For 24T5HO)
- Polycarbonate tube reduced breakage (For 25.5T5HO)
- Exceptional efficacy up to 145 LPW
- Lumen output up to 3,700 LM
- SelectDrive technology for field adjustable lumen outputs (For 25.5T5HO)
- Options of 3000K, 3500K, 4000K, and 5000K
- L70 rated lifetime up to 60,000 hours
- 5 year limited warranty\* / Optional 10 year available (see EXTENDED WARRANTIES table for information)
- Suitable for use in totally enclosed fixtures and damp locations
- Fixture operating temperature: -4°F to 95°F (-20°C to 35°C)
- Lamp ambient temperature: -4°F to 113°F (-20°C to 45°C)
- NSF (National Sanitation Foundation) certified for Food Zone (Non-Contact), Splash, and Non-Food Zones



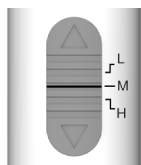
## DIGITAL NAVIGATION

Explore the spec sheet through the links below

<a href="#">DIMENSION &amp; WEIGHT</a>	<a href="#">INSTALLATION</a>
<a href="#">ACCESSORY ORDERING INFORMATION</a>	<a href="#">LOGISTIC INFORMATION</a>
<a href="#">EXTENDED WARRANTIES</a>	<a href="#">CERTIFICATION INFORMATION</a>

## SPECIFICATIONS

### SELECTDRIVE T5 UEB



### 3 Level power output

Power select switch allows power to be tailored to application requirements and can be adjusted from high to low.

Slide switch step dimming  
Factory default setting: 100% Lumen output  
Dim the switch from 100% to 80% lumen.

Product	Model	Nominal Length	Equiv.	Input Voltage	Wattage (W) (L / M / H)	Lumens (L / M / H)	Efficacy (LPW) (L / M / H)	CCT	CRI	Power Factor	THD	Beam Angle	DLC	NSF	DOE
36714	25.5T5HO/4F/830/UEB	4'	54W	120-277V	20.4 / 23 / 25.5	2,720 / 3,060 / 3,400	133 / 133 / 133	3000K	82	0.9	<20%	140°	✓	✓	N.A.
36715	25.5T5HO/4F/835/UEB	4'	54W	120-277V	20.4 / 23 / 25.5	2,720 / 3,060 / 3,400	133 / 133 / 133	3500K	82	0.9	<20%	140°	✓	✓	N.A.
36716	25.5T5HO/4F/840/UEB	4'	54W	120-277V	20.4 / 23 / 25.5	2,880 / 3,240 / 3,700	141 / 141 / 145	4000K	82	0.9	<20%	140°	✓	✓	N.A.
36717	25.5T5HO/4F/850/UEB	4'	54W	120-277V	20.4 / 23 / 25.5	2,880 / 3,240 / 3,700	141 / 141 / 145	5000K	82	0.9	<20%	140°	✓	✓	N.A.

Factory setting at highest lumen output.

### SINGLE WATTAGE T5 UEB

Product	Model	Nominal Length	Equiv.	Input Voltage	Wattage (W)	Lumens	Efficacy (LPW)	CCT	CRI	Power Factor	THD	Beam Angle	DLC	NSF	DOE
36957	24T5HO/4F/830/UEB	4'	54W	120-277V	24	3,200	133	3000K	82	0.9	<20%	160°	✓	✓	✓
36958	24T5HO/4F/835/UEB	4'	54W	120-277V	24	3,200	133	3500K	82	0.9	<20%	160°	✓	✓	✓
36959	24T5HO/4F/840/UEB	4'	54W	120-277V	24	3,300	138	4000K	82	0.9	<20%	160°	✓	✓	✓
36960	24T5HO/4F/850/UEB	4'	54W	120-277V	24	3,300	138	5000K	82	0.9	<20%	160°	✓	✓	✓



# T5 UEB (UL Type B - Single and Double Ended Bypass)

## DIMENSION & WEIGHT



Model	Base	MOL	Dia.	Weight
25.5T5HO/4F/xxx/UEB	G5	45-3/4"	1-1/16"	0.41lb
24T5HO/4F/xxx/UEB	G5	45-3/4"	7/8"	0.49lb

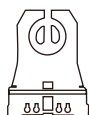
Where xxx means 824-965 which indicates CRI and color temperature

## INSTALLATION

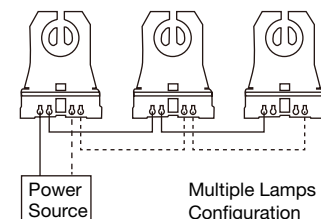
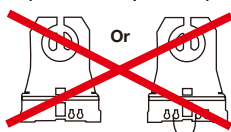
### SINGLE ENDED BYPASS INSTALLATION

**Suitable for use with Non-Shunted lamp holders only.**

Programmed Start or Rapid Start  
(Non-Shunted Lamp Holders)

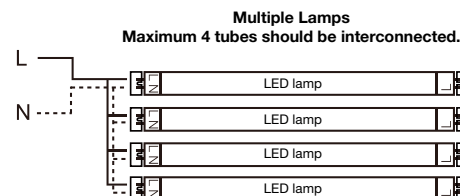
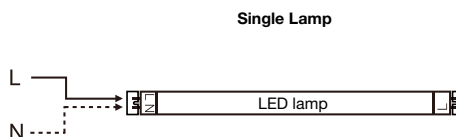
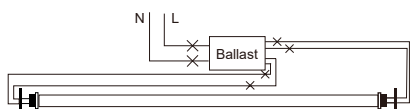


Instant Start  
(Shunted Lamp Holders)



Step 1. Cut all wires connected to the existing ballast, and remove the ballast.

Step 2. Connect power to one end (the end with L and N markings) according to the diagram. Wiring should be made using Non-Shunted lamp holders only.



### DOUBLE ENDED BYPASS INSTALLATION

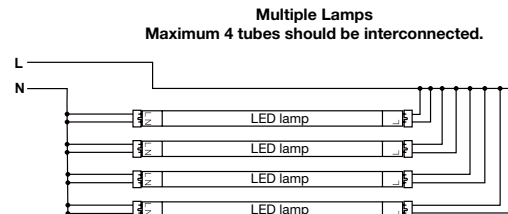
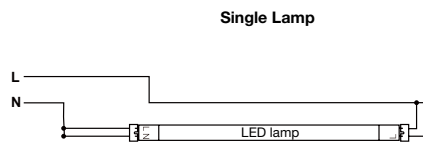
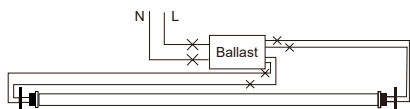
**Suitable for use with both Non-Shunted or Shunted lamp holders.**

Programmed Start or Rapid Start  
(Non-Shunted Lamp Holders)

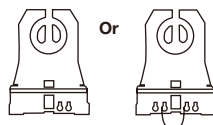


Step 1. Cut all wires connected to the existing ballast, and remove the ballast.

Step 2. For Non-Shunted lamp holders, connect power to both ends according to the diagram.

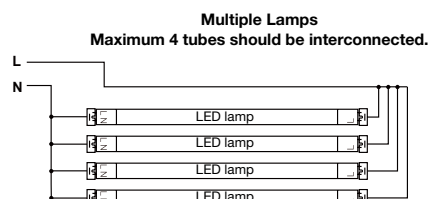
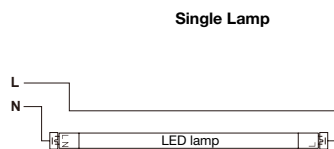
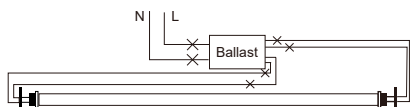


Instant Start  
(Shunted Lamp Holders)



Step 1. Cut all wires connected to the existing ballast, and remove the ballast.


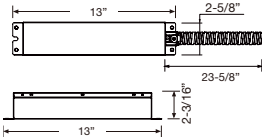

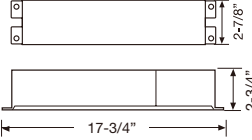

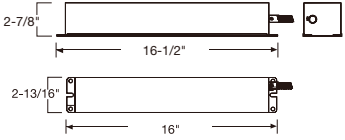
Step 2. For Shunted lamp holders, connect power to both ends according to the diagram.





# T5 UEB (UL Type B - Single and Double Ended Bypass)

## ACCESSORY ORDERING INFORMATION

Product	Model	Description	Pictures	Dimensions	Compatible Skus
38096	24EMINVERTER	California Title 20 Compliant 24W Emergency LED Inverter (Field Installation)			24T5HO/4F/8xx/UEB
58013	35EMINVERTER/CEC	California Title 20 Compliant 35W Emergency Inverter (Field Installation)			25.5T5HO/4F/8xx/UEB
ELI-S-20	ELI-S-20	California Title 20 Compliant 20W Emergency Inverter (Field Installation)			24T5HO/4F/8xx/UEB

## LOGISTIC INFORMATION

Model	Master Carton			Shipping Carton		
	Case Qty	Case Dimensions (LxWxH)	Case Weight	Case Qty	Case Dimensions (LxWxH)	Case Weight
25.5T5HO/4F/8xx/UEB	6PCS	46-11/16" x 2-3/4" x 1-15/16"	3.09 lb	24PCS	48-13/16" x 14-3/8" x 4-15/16"	13.23 lb
24T5HO/4F/xxx/UEB	6PCS	46-5/8" x 2-3/4" x 1-15/16"	3.2 lb	24PCS	48-13/16" x 6-5/16" x 4-3/4"	13.8 lb

Where xxx means 824-965 which indicates CRI and color temperature

## EXTENDED WARRANTIES\*\*\*

Model	Description****
25.5T5HO/4F/UEB/10YEAR WARRANTY	10 Year warranty for 25.5T5HO/4F/8xx/UEB/yy
24T5HO/4F/UEB/10YEAR WARRANTY	10 Year warranty for 24T5HO/4F/8xx/UEB/yy

### FOOTNOTES:

\*\*\* Warranty based on a maximum of 4,368 annual operating hours (per year for ten years) and exposure to a maximum ambient temperature of 80°F / 27°C.

\*\*\*\* xx - Refers to the CCT yy - Refers to model generations within the same nominal performance. Typically blank, 'R', or 'RC'

## CERTIFICATION INFORMATION

Product	Model	DLC ID#
36714	25.5T5HO/4F/830/UEB	S-HOP5W7
36715	25.5T5HO/4F/835/UEB	S-PCN7WI
36716	25.5T5HO/4F/840/UEB	S-JRF5EN
36717	25.5T5HO/4F/850/UEB	S-8AO60J
36957	24T5HO/4F/830/UEB	S-PJTLKD
36958	24T5HO/4F/835/UEB	S-OA7DKE
36959	24T5HO/4F/840/UEB	S-3ULEHG
36960	24T5HO/4F/850/UEB	S-TL9G3R