


Project Name:	Type:
Part Number:	Date:

CCT SELECT DIRECT PL OMNI

FEATURES

- Replaces G24q & GX24q (4-pin) 26W CFL lamps
- Plug & Play – Easy to install
- Compatible with most electronic ballasts (120-277V)
- 0-10V dimmable (ballast dependent)*
- SelectKelvin technology - field selectable color temperature in 3000K, 3500K, and 4000K
- Omni directional light distribution equivalent to fluorescent lamps
- May be installed horizontally and vertically
- Exceptional high efficacy up to 126 LPW
- Shatter-resistant plastic construction for durable protection
- Suitable for damp locations and totally enclosed fixtures**
- UL Classified
- Lamp ambient temperature: -4°F to 113°F (-20°C to 45°C)
- Fixture operating temperature: -4°F to 95°F (-20°C to 35°C)
- Rated lifetime (L70): 50,000hrs
- 5 year limited warranty*** / 10 year available (see EXTENDED WARRANTIES table for information)
- NSF (National Sanitation Foundation) certified for Food Zone (Non-Contact), Splash, and Non-Food Zones


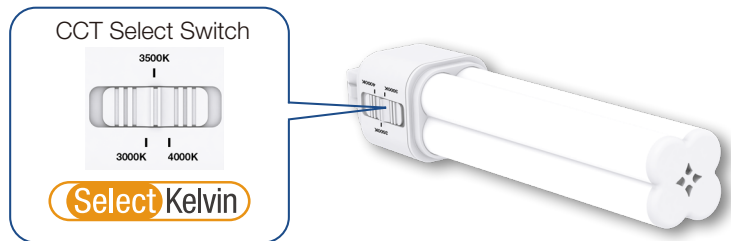


DIGITAL NAVIGATION

Explore the spec sheet through the links below

- [BALLAST PERFORMANCE](#)
- [MINIMUM COMPARTMENT DIMENSIONS](#)
- [LOGISTIC INFORMATION](#)
- [DIMENSION & WEIGHT](#)
- [TEMPERATURE](#)
- [EXTENDED WARRANTIES](#)

FOCUS FEATURE



SPECIFICATIONS

Product	Model	Equiv.	Input Voltage	Wattage (W)	CCT	Lumens	Efficacy (LPW)	CRI	Power Factor	THD	Beam Angle	Dim.*	Fixture Rating	DOE
37089	9.5PLO/8CCTS/DIR	26W	120-277V	9.5	3000K	1,150	121	82	0.9	<20%	360°	Yes	Enclosed	√
					3500K	1,200	126							
					4000K	1,200	126							

FOOTNOTES:
 * Ballast Dependent. Please refer to www.greencreative.com for full ballast and dimmer compatibility list.
 ** Suitable for use in totally enclosed fixtures. Please make sure the minimum dimensions of the lamp compartment in the fixture meet the guidelines in the installation guide.
 *** Please visit www.greencreative.com for Limited Warranty terms.

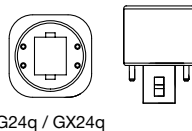


CCT SELECT DIRECT PL OMNI

BALLAST PERFORMANCE

Model	Ballast Type	Bare Lamp Wattage	System Wattage	3000K Lumens	3500K Lumens	4000K Lumens
9.5PLO/8CCTS/DIR	18W	6.5	9	880	920	920
	26W	9.5	12	1,150	1,200	1,200
	42W	11.5	14.5	1,250	1,250	1,300

DIMENSION & WEIGHT



Model	Compatible Base	MOL	Dia.	Weight
9.5PLO/8CCTS/DIR	G24q & GX24q	6-7/8"	1-3/8"	0.23 lb

MINIMUM COMPARTMENT DIMENSIONS

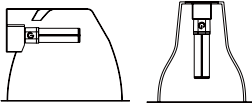
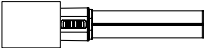
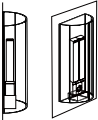
Note – the base of this lamp is 1-3/8" by 1-3/8" and the opening in the reflector should be a minimum of 1-3/8" by 1-3/8" to insure a proper fit. For non-enclosed rated applications the minimum compartment must follow the below guidelines.

Non-enclosed Fixture Horizontal Installation 	Model Number		9.5PLO/8CCTS/DIR
	Lamp Compartment Dimensions	Diameter	6-1/8"
		Height	4-3/4"
	Maximum Lamps in Luminaire		2
	Lampholder-to-Lampholder Spacing		3/8"
Non-enclosed Fixture Vertical Installation 	Model Number		9.5PLO/8CCTS/DIR
	Lamp Compartment Dimensions	Diameter	6-5/16"
		Height	9-1/16"
	Maximum Lamps in Luminaire		1
For enclosed rated applications the minimum compartment must follow the below guidelines.			
Wall Mounted Enclosed Fixture Installation 	Model Number		9.5PLO/8CCTS/DIR
	Lamp Compartment Dimensions	Length	11-13/16"
		Width	6-5/16"
		Height	2-3/4"
	Maximum Lamps in Luminaire		2
Lampholder-to-Lampholder Spacing		1-7/8"	

Product warranty is defined based on the condition of above minimum compartment size, maximum lamps in glass/metal luminaire.



CCT SELECT DIRECT PL OMNI

TEMPERATURE			
Fixture operating temperature		Lamp ambient temperature	
 Non-enclosed Fixture	-4°F to 95°F (-20°C to 35°C)	 9.5PLO/8CCTS/DIR	-4°F to 113°F (-20°C to 45°C)
 Wall Mounted Enclosed Fixture			

LOGISTIC INFORMATION						
Model	Master Carton			Shipping Carton		
	Case Qty	Case Dimensions (LxWxH)	Case Weight	Case Qty	Case Dimensions (LxWxH)	Case Weight
9.5PLO/8CCTS/DIR	6PCS	7-5/16" x 4-11/16" x 3-3/8"	1.72 lb	24PCS	15-3/8" x 10-7/16" x 4-3/4"	7.5 lb

EXTENDED WARRANTIES****	
Model	Description
9.5PLO/8CCTS/DIR/10YEARWARRANTY	10 Year warranty for 9.5PLO/8CCTS/DIR

FOOTNOTES:
 **** Warranty based on a maximum of 4,368 annual operating hours (per year for ten years) and exposure to a maximum ambient temperature of 80°F / 27°C.