

Project Name:	Type:
Part Number:	Date:

PAR38HO 30W DIM. 277V

FEATURES

- Suitable to replace 250W halogen lamps
- Light source binned within 2 SDCM to insure precise color accuracy
- Direct line voltage 120-277V - Not compatible with ballasts
- Dimmable with forward and reverse phase controls*
- Flicker Free lighting effect reduces visual fatigue
- CRI 90+ produces rich and vibrant colors
- High candela output up to 12,220cd
- Available in Narrow Flood/Flood beam angles
- Compact size 1:1 halogen form factor
- Suitable for use in damp locations, not suitable for use in totally enclosed fixtures
- Exempt from Title 20 requirements
- Fixture operating temperature: -4°F to 95°F (-20°C to 35°C)
- Lamp ambient temperature: -4°F to 113°F (-20°C to 45°C)
- Rated Lifetime (L70): 50 ,000hrs
- 5 year limited warranty**



DIGITAL NAVIGATION

Explore the spec sheet through the links below

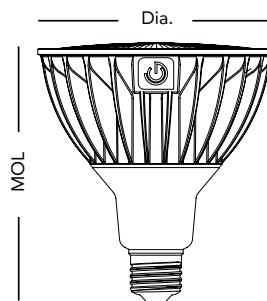
[PHOTOMETRY](#) [LOGISTIC INFORMATION](#)

SPECIFICATIONS

Product	Model	Wattage (W)	CCT	Lumens	Efficacy (LPW)	Input Voltage	Beam Angle	CRI	Dim.*	Base	CBCP (cd)	Power Factor	JA8	DOE
35526	30PAR38HODIM/927NF25/277V	30	2700K	2,700	90	120-277V	25°	92	Yes	E26	11,000	≥0.9	✓	✓
35530	30PAR38HODIM/935NF25/277V	30	3500K	2,900	97	120-277V	25°	92	Yes	E26	11,800	≥0.9	✓	✓
35533	30PAR38HODIM/940FL40/277V	30	4000K	3,000	100	120-277V	40°	92	Yes	E26	5,055	≥0.9	✓	✓

FOOTNOTES:
 * This lamp is available for dimming with 120V line voltage only and might not be compatible with all dimmers. Please visit www.greencreative.com for compatibility information.
 ** Please visit www.greencreative.com for Limited Warranty terms.

DIMENSION & WEIGHT



Model	Base	MOL	Dia.	Weight
30PAR38HODIM/xxxxxxx/277V	E26	5-1/4"	4-3/4"	1.5lb

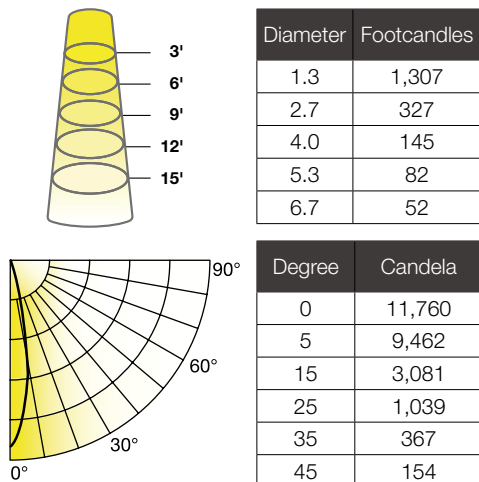
Where xxx means 824-965 which indicates CRI and color temperature
 Where yyyy means beam angle



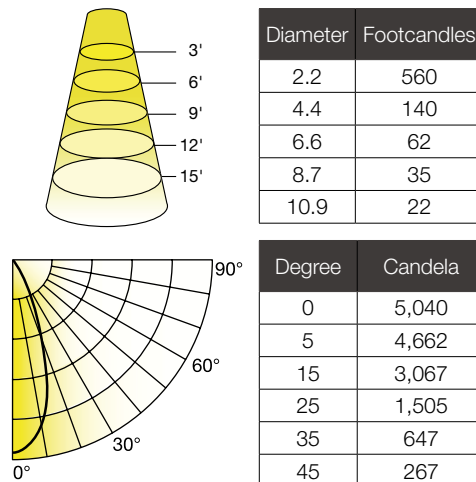
PAR38HO 30W DIM. 277V

PHOTOMETRY

30PAR38HODIM/930NF25/277V



30PAR38HODIM/930FL40/277V



For other CCTs use the following multiplier: 2700K .96, 3500K 1.04, 4000K 1.07

LOGISTIC INFORMATION

Model	Master Carton			Shipping Carton		
	Case Qty	Case Dimensions (LxWxH)	Case Weight	Case Qty	Case Dimensions (LxWxH)	Case Weight
30PAR38HODIM/xxxxyy/277V	N.A.	N.A.	N.A.	6pcs	15-9/16" x 10-9/16" x 6-11/16"	11.24lb

Where xxx means 824-965 which indicates CRI and color temperature
Where yyyy means beam angle