

| | |
|---------------|-------|
| Project Name: | Type: |
| Part Number: | Date: |

PAR30 19.5W HO 277V

FEATURES

- Replaces 75W Halogen & 39W CMH lamps
- Direct line voltage 120-277V - Not compatible with ballasts
- High 8,160 candela output
- Powerful light output of 1,800 lumens
- Exceptional efficacy 92 LPW in Warm White
- Exceptional color rendering CRI 92
- Even beam distribution
- Not intended for use in totally enclosed fixtures
- Suitable for use in damp locations
- Fixture Operating Temperature: -4°F to 95°F (-20°C to 35°C)
- Lamp Ambient Temperature: -4°F to 113°F (-20°C to 45°C)
- Rated Lifetime (L70): 50,000hrs
- 5 year limited warranty



DIGITAL NAVIGATION

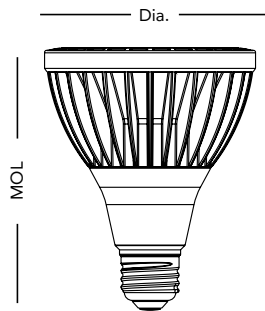
Explore the spec sheet through the links below

| | |
|------------------------------------------------|----------------------------|
| MINIMUM COMPARTMENT DIMENSIONS | PHOTOMETRY |
| LOGISTIC INFORMATION | |

SPECIFICATIONS

| Product | Model | Wattage (W) | CCT | Lumens | Efficacy (LPW) | Input Voltage | Beam Angle | CRI | Dim. | Base | CBCP (cd) | Power Factor | T20 | DOE |
|---------|----------------------------|-------------|-------|--------|----------------|---------------|------------|-----|------|------|-----------|--------------|-----|-----|
| 98207 | 19.5PAR30HO/930FL40/277V/R | 19.5 | 3000K | 1,800 | 92 | 120-277V | FL 40° | 92 | No | E26 | 3,400 | ≥0.9 | ✓ | ✓ |
| 35429 | 19.5PAR30HO/935NF25/277V/R | 19.5 | 3500K | 1,800 | 92 | 120-277V | NF 25° | 92 | No | E26 | 8,160 | ≥0.9 | ✓ | ✓ |
| 98208 | 19.5PAR30HO/940NF25/277V/R | 19.5 | 4000K | 1,800 | 92 | 120-277V | NF 25° | 92 | No | E26 | 8,160 | ≥0.9 | ✓ | ✓ |
| 98209 | 19.5PAR30HO/940FL40/277V/R | 19.5 | 4000K | 1,800 | 92 | 120-277V | FL 40° | 92 | No | E26 | 3,400 | ≥0.9 | ✓ | ✓ |

DIMENSION & WEIGHT



| Model | Base | MOL | Dia. | Weight |
|---------------------------|------|----------|--------|--------|
| 19.5PAR30HO/xxxxyy/277V/R | E26 | 4-11/16" | 3-3/4" | 0.89lb |

Where xxx means 824-965 which indicates CRI and color temperature
Where yyyy means beam angle



PAR30 19.5W HO 277V

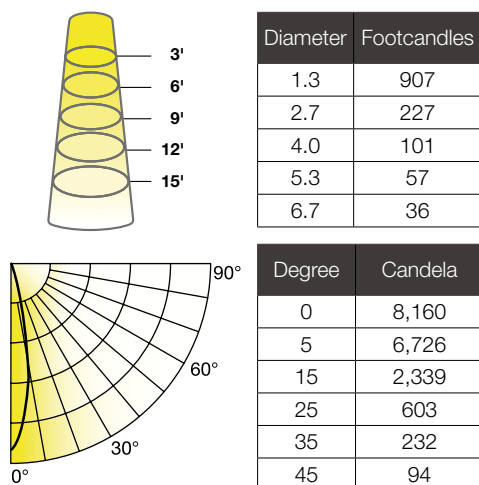
MINIMUM COMPARTMENT DIMENSIONS

| Model | Diameter | Height |
|---------------------------|----------|--------|
| 19.5PAR30HO/xxxxyy/277V/R | 6" | 8-1/2" |

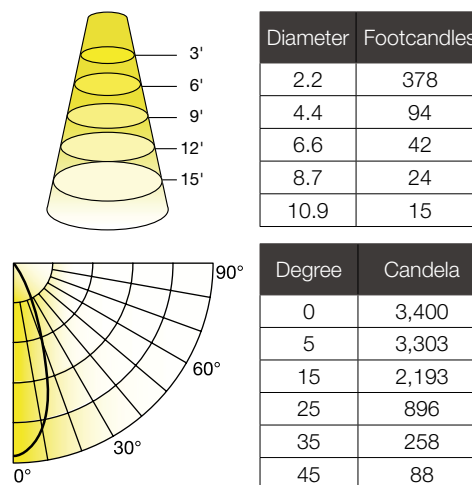
Installing lamp in a fixture that does not have the minimum compartment dimensions will void the warranty and could cause product failures.
Where xxx means 824-965 which indicates CRI and color temperature
Where yyyy means beam angle

PHOTOMETRY

19.5PAR30HO/930NF25/277V/R



19.5PAR30HO/930FL40/277V/R



LOGISTIC INFORMATION

| Model | Master Carton | | | Shipping Carton | | |
|---------------------------|---------------|-------------------------|-------------|-----------------|-----------------------------|-------------|
| | Case Qty | Case Dimensions (LxWxH) | Case Weight | Case Qty | Case Dimensions (LxWxH) | Case Weight |
| 19.5PAR30HO/xxxxyy/277V/R | N.A. | N.A. | N.A. | 6pcs | 8-7/16" x 6-1/16" x 12-1/2" | 6.83lb |

Where xxx means 824-965 which indicates CRI and color temperature
Where yyyy means beam angle