

Project Name:	Type:
Part Number:	Date:

HID POST TOP LAMP

FEATURES

- Integral driver suitable for 120-277V
- Replaces 175W / 250W / 400W HID
- Fully omnidirectional 320° beam angle
- Field adjustable lumen output using integral rotary control
- Suitable for use in totally enclosed fixtures*
- Suitable for damp locations
- Integral thermal sensor reduces power to the lamp in the event ambient temperature exceeds specified limitations
- Lamp ambient temperature: -40°F to 122°F (-40°C to 50°C)
- Fixture operating temperature: -49°F to 113°F (-45°C to 45°C)
- Rated lifetime (L70): 50,000hrs
- 5 year limited warranty**
- Integral 6kV surge protector
- Supplied with safety cable to provide secondary support

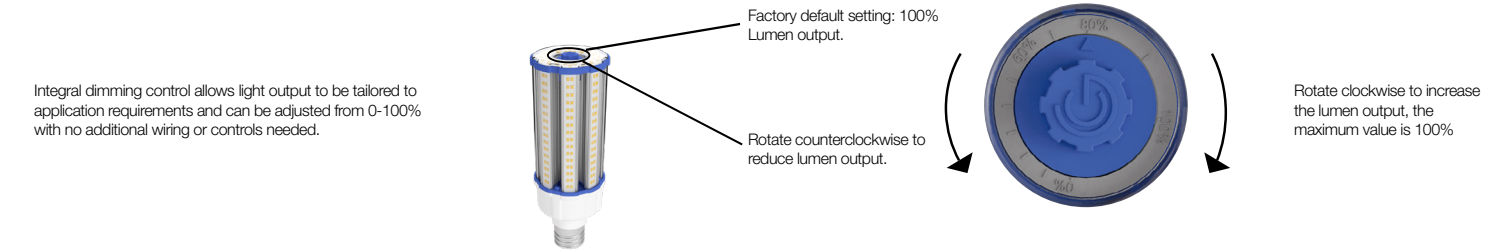


DIGITAL NAVIGATION

Explore the spec sheet through the links below

- [SPECIFICATIONS](#)
- [SUPPLIED ACCESSORY](#)
- [DIMENSION & WEIGHT](#)
- [MINIMUM COMPARTMENT DIMENSIONS \(FOR ENCLOSED FIXTURES\)](#)
- [ACCESSORY ORDERING INFORMATION](#)
- [LOGISTIC INFORMATION](#)
- [CERTIFICATION INFORMATION](#)

FOCUS FEATURE



Model	CCT	Step Wattage	Lumen	LPW
54HID/8xx/277V/EX39/RC	4000K 5000K	60%-32.4W	4,620	143
		80%-43.2W	6,160	143
		100%-54W	7,700	143
63HID/8xx/277V/EX39/RC	4000K 5000K	60%-37.8W	5,700	151
		80%-50.4W	7,600	151
		100%-63W	9,500	151
100HID/8xx/277V/EX39/RC	4000K 5000K	60%-60W	8,700	145
		80%-80W	11,600	145
		100%-100W	14,500	145

Where xx means color temperature

Note: All rights reserved. All sizes and specifications are subject to change at any time without notice.

HID POST TOP LAMP

SPECIFICATIONS

Product	Model	Equiv. (HID)	Input Voltage	Wattage (W)	CCT	Lumens	Efficacy (LPW)	Beam Angle	CRI	THD	Fixture Rating	Power Factor	DLC
35887	54HID/840/277V/EX39/RC	175-250W	120-277V	54	4000K	7,700	143	320°	82	<20%	Enclosed	0.9	✓
35888	54HID/850/277V/EX39/RC	175-250W	120-277V	54	5000K	7,700	143	320°	82	<20%	Enclosed	0.9	✓
35890	63HID/850/277V/EX39/RC	175-250W	120-277V	63	5000K	9,500	150	320°	82	<20%	Enclosed	0.9	✓
35891	100HID/840/277V/EX39/RC	250-400W	120-277V	100	4000K	14,500	145	320°	82	<20%	Enclosed	0.9	✓
35892	100HID/850/277V/EX39/RC	250-400W	120-277V	100	5000K	14,500	145	320°	82	<20%	Enclosed	0.9	✓

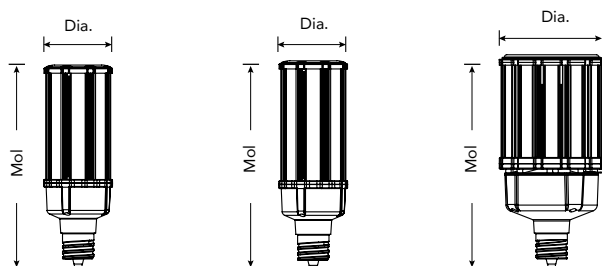
FOOTNOTES:

** Please visit www.greencreative.com for Limited Warranty terms.

SUPPLIED ACCESSORY

Description	Pictures	Dimensions
Safety Cable		11-7/8"

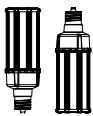

DIMENSION & WEIGHT



Model	Base	MOL	Dia.	Weight
54HID/xxx/277V/EX39/RC	EX39	9-15/16"	3-5/16"	1.58 lb
63HID/xxx/277V/EX39/RC	EX39	10-1/4"	3-5/16"	1.60 lb
100HID/xxx/277V/EX39/RC	EX39	10-7/16"	5-1/8"	3.15 lb

Where xxx means 824-965 which indicates CRI and color temperature

MINIMUM COMPARTMENT DIMENSIONS (FOR ENCLOSED FIXTURES)*


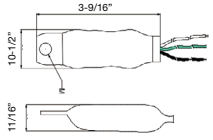

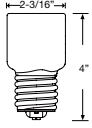
		54HID/xxx/277V/EX39/RC	63HID/xxx/277V/EX39/RC	100HID/xxx/277V/EX39/RC
Vertical Installation 	Length	9-1/16"	10-1/4"	10-1/4"
	Width	9-1/16"	10-1/4"	10-1/4"
	Height	26-1/2"	27-1/4"	27-1/4"
Horizontal installation 	Length	16-15/16"	16-15/16"	16-15/16"
	Width	9-1/16"	9-1/16"	9-1/16"
	Height	11-1/16"	11-1/16"	11-1/16"

FOOTNOTES:

* Installing lamp in a fixture that does not have the minimum compartment dimensions will void the warranty and could cause product failures.

HID POST TOP LAMP

ACCESSORY ORDERING INFORMATION

Product	Model	Description	Pictures	Dimensions
SPD-277P-10KA-EC1	SPD-277P-10KA-EC1	10 kV Surge Protector (For use in outdoor and other applications subject to high surge conditions)		
35050	E39 EXTENDER	EX39 Lamp Extender Adds 1-11/16" to Lamp Height		

LOGISTIC INFORMATION

Model	Shipping Carton		
	Case Qty	Case Dimensions (LxWxH)	Case Weight
HID 54W EX39 Lamps	12PCS	15-1/8" x 11-13/16" x 12-1/4"	23.57 lb
HID 63W EX39 Lamps	12PCS	15-1/8" x 11-13/16" x 12-5/8"	23.96 lb
HID 100W EX39 Lamps	6PCS	16-9/16" x 11-7/16" x 12-5/8"	24.67 lb

CERTIFICATION INFORMATION

Product	Model	General Application	DLC ID#
35887	54HID/840/277V/EX39/RC	Mid Output	PLGL1N8K4MK4
35888	54HID/850/277V/EX39/RC	Mid Output	PL60SLIB9P17
35890	63HID/850/277V/EX39/RC	Mid Output	PLB5KMAWS9IR
35891	100HID/840/277V/EX39/RC	High-Bay	PL8KQXEK9GHB
35891	100HID/840/277V/EX39/RC	High Output	PL3PDO4NZ12D
35892	100HID/850/277V/EX39/RC	High-Bay	PL0ETEJXH6J
35892	100HID/850/277V/EX39/RC	High Output	PLMX54A77AUD