

Project Name:	Type:
Part Number:	Date:



GREENCREATIVE

# COMPACT HID REPLACEMENT BULB

## FEATURES

- Integral driver suitable for 120-277V
- Integral thermal sensor reduces power to the lamp in the event ambient temperature exceeds specified limitations
- E26 versions are smooth dimming with existing installations\*
- EX39 versions are step-dimming using SelectDrive technology
- A21 replaces up to 125W Inc.
- A23 replaces up to 200W Inc.
- PS30 replaces up to 100-175W HID, E26 version replaces up to 300W Inc.
- Suitable for damp locations and totally enclosed fixtures\*\*
- Lamp ambient temperature: -4°F to 140°F (-20°C to 60°C)
- Fixture operating temperature: -4°F to 113°F (-20°C to 45°C)
- Rated lifetime (L70): 50,000hrs
- 5 year limited warranty\*\*\*
- Supplied with safety cable to provide secondary support for A23 and PS30
- 4kV integral surge protector
- For installation in Post Top, Area light, or other fixtures exposed to high surge conditions, the use of our 10KV surge protector 97718-10SURGE/277V is recommended.



041224

ETL CLASSIFIED



## FOCUS FEATURE

EX39 version has integrated side switch for step-dimming



H  
M  
L

### 3 Level power output

Power select switch allows power to be tailored to application requirements and can be adjusted from high to low.



	CCT	Wattage	Lumen	LPW
34HID/8xx/277V/EX39/SD	3000K	40%-13.6W	1,800	132
		60%-20.4W	2,700	132
		100%-34W	4,500	132
	4000K	40%-13.6W	2,000	147
		60%-20.4W	3,000	147
		100%-34W	5,000	147
	5000K	40%-13.6W	2,000	147
		60%-20.4W	3,000	147
		100%-34W	5,000	147

	CCT	Wattage	Lumen	LPW
24HID/8xx/277V/EX39/SD	3000K	40%-9W	1,250	139
		60%-14W	1,850	132
		100%-24W	3,100	129
	3500K	40%-9W	1,250	139
		60%-14W	1,850	132
		100%-24W	3,100	129
	4000K	40%-9W	1,300	144
		60%-14W	1,900	136
		100%-24W	3,200	133
5000K	40%-9W	1,300	144	
	60%-14W	1,900	136	
	100%-24W	3,200	133	

Where xxx means 824-965 which indicates CRI and color temperature



# COMPACT HID REPLACEMENT BULB

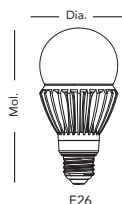
## SPECIFICATIONS

Product	Model	Equiv.	Input Voltage	Wattage	Lumens	CCT	CRI	Efficacy (LPW)	Beam Angle	Dim.*	Power Factor	THD	Fixture Rating	DLC / ES
36167	17A21/840/277V/DIM	125W Inc.	120-277V	17	2,100	4000K	82	124	230°	Yes	0.9	<20%	Enclosed	N.A. / √
36169	24HID/830/277V/E26/DIM	200W Inc.	120-277V	24	3,100	3000K	82	129	230°	Yes	0.9	<20%	Enclosed	N.A. / √
36170	24HID/840/277V/E26/DIM	200W Inc.	120-277V	24	3,200	4000K	82	133	230°	Yes	0.9	<20%	Enclosed	N.A. / √
36160	24HID/840/277V/EX39/SD	70-100W HID	120-277V	24	3,200	4000K	82	144	230°	No	0.9	<20%	Enclosed	√ / N.A.
36161	24HID/850/277V/EX39/SD	70-100W HID	120-277V	24	3,200	5000K	82	144	230°	No	0.9	<20%	Enclosed	√ / N.A.
36173	34HID/840/277V/E26/DIM	300W Inc.	120-277V	34	5,000	4000K	82	147	230°	Yes	0.9	<20%	Enclosed	N.A. / √
36163	34HID/840/277V/EX39/SD	100-175W HID	120-277V	34	5,000	4000K	82	147	230°	No	0.9	<20%	Enclosed	√ / N.A.

\*This lamp is available for dimming with 120V line voltage only and might not be compatible with all dimmers. Please visit [www.greencreative.com](http://www.greencreative.com) for compatibility information.

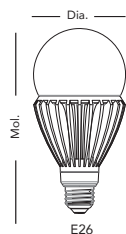
\*\*\*Please visit [www.greencreative.com](http://www.greencreative.com) for Limited Warranty terms.

## DIMENSION & WEIGHT

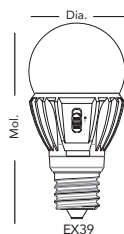


E26

Model	Base	Mol.	Dia.	Weight
17A21/xxx/277V/DIM	E26	5-1/4"	2-5/8"	0.46 lb

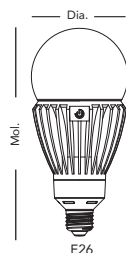


E26

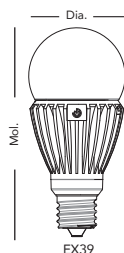


EX39

Model	Base	Mol.	Dia.	Weight
24HID/xxx/277V/E26/DIM	E26	6-5/8"	3-5/16"	0.82 lb
24HID/xxx/277V/EX39/SD	EX39	6-11/16"	3-5/16"	0.87 lb



E26



EX39

Model	Base	Mol.	Dia.	Weight
34HID/xxx/277V/E26/DIM	E26	8-1/8"	3-3/4"	1.42 lb
34HID/xxx/277V/EX39/SD	EX39	8-1/8"	3-3/4"	1.49 lb

Where xxx means 824-965 which indicates CRI and color temperature

## ORDERING INFORMATION


Model Number	Master Carton			Shipping Carton		
	Case Qty	Case Dimensions (LxWxH)	Case Weight	Case Qty	Case Dimensions (LxWxH)	Case Weight
17A21/xxx/277V/DIM	6PCS	8-15/16" x 6-1/4" x 6-1/2"	3.5 lb	24PCS	12-7/8" x 9-5/16" x 13-3/4"	15 lb
24HID/xxx/277V/E26/DIM	6PCS	11-1/4" x 7-9/16" x 7-13/16"	6.4 lb	24PCS	15-1/2" x 11-9/16" x 8-7/16"	13.4 lb
24HID/xxx/277V/EX39/SD	6PCS	11-1/8" x 7-1/2" x 7-7/8"	7.5lb	24PCS	15-1/2" x 11-3/4" x 8-7/16"	15.2lb
34HID/xxx/277V/E26/DIM	N.A.	N.A.	N.A.	12PCS	16-9/16" x 12-3/8" x 9-9/16"	21.2 lb
34HID/xxx/277V/EX39/SD	N.A.	N.A.	N.A.	12PCS	16-9/16" x 12-3/8" x 9-9/16"	22.1 lb


Where xxx means 824-965 which indicates CRI and color temperature





# COMPACT HID REPLACEMENT BULB

## \*\*MINIMUM COMPARTMENT DIMENSIONS ( FOR ENCLOSED FIXTURES )


	Model Number		24HID/xxx/277V/EX39/SD	34HID/xxx/277V/EX39/SD
	Lamp Compartment Dimensions	Diameter Height	6"	8"
			8-1/2"	11"
Maximum Lamps in Luminaire		1	1	

	Model Number		24HID/xxx/277V/EX39/SD	34HID/xxx/277V/EX39/SD
	Lamp Compartment Dimensions	Diameter Height	3-9/16"	8"
			7-7/8"	11"
Maximum Lamps in Luminaire		1	1	


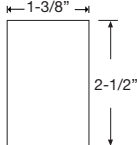

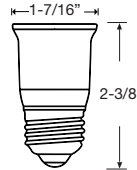

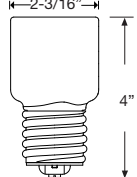
		Model Number		17A21/xxx/277V/DIM	24HID/xxx/277V/E26/DIM	34HID/xxx/277V/E26/DIM
Low bay installation		Lamp Compartment Dimensions	Diameter	6"	6"	8"
			Height	8-1/2"	8-1/2"	11"
Post top installation			Diameter	3-9/16"	3-9/16"	8"
			Height	7-7/8"	7-7/8"	11"
Maximum Lamps in Luminaire			1	1	1	

\*\*Installing lamp in a fixture that does not have the minimum compartment dimensions will void the warranty and could cause product failures.

## SUPPLIED ACCESSORY

Description	Picture	Dimensions
Safety Cable		22-13/16"

## OPTIONAL ACCESSORY ORDERING INFORMATION

Product	Model	Description	Picture	Dimensions
97718	10SURGE/277V	10 kV Surge Protector (For use in outdoor and other applications subject to high surge conditions)		
16325	E26 EXTENDER	E26 Lamp Extender Adds 1-5/16" to Lamp Height		
35050	E39 EXTENDER	EX39 Lamp Extender Adds 1-11/16" to Lamp Height		



# COMPACT HID REPLACEMENT BULB

## CERTIFICATION INFORMATION

Product	Model	DLC ID#	ES ID#
36160	24HID/840/277V/EX39/SD	PRDUFT1V	N.A.
36161	24HID/850/277V/EX39/SD	PLEQ5F7K	N.A.
36162	34HID/830/277V/EX39/SD	PSE1QG12	N.A.
36163	34HID/840/277V/EX39/SD	P7TYZ0PO	N.A.
36165	17A21/830/277V/DIM	N.A.	2390212
36166	17A21/835/277V/DIM	N.A.	2390213
36167	17A21/840/277V/DIM	N.A.	2390214
36168	17A21/850/277V/DIM	N.A.	2390215
36169	24HID/830/277V/E26/DIM	N.A.	2390216
36170	24HID/840/277V/E26/DIM	N.A.	2390218
36171	24HID/850/277V/E26/DIM	N.A.	2390219
36173	34HID/840/277V/E26/DIM	N.A.	2390221

Note: All rights reserved. All sizes and specifications are subject to change at any time without notice.