

Project Name:	Type:
Part Number:	Date:

FILASELECT FILAMENT SERIES

FEATURES

- Suitable to replace 60W and 75W incandescent
- Deliver 800 - 1,050 lumen high light output
- SelectKelvin Technology - Field selectable three color temperatures in 2700K, 3000K and 4000K
- High CRI and R values deliver rich and vibrant colors
- Full glass construction, in clear and frosted finish
- 330° omnidirectional beam angle
- Smooth dimming with most forward and reverse phase controls*
- Suitable for use in totally enclosed fixtures and damp locations
- Fixture operating temperature: -4°F to 95°F (-20°C to 35°C)
- Lamp ambient temperature: -4°F to 113°F (-20°C to 45°C)
- Rated Lifetime (L70): 25,000hrs
- ETL certified and California Title 20 compliant
- 3 year limited warranty**



DIGITAL NAVIGATION

Explore the spec sheet through the links below

[DIMENSION & WEIGHT](#) [LOGISTIC INFORMATION](#)


FOCUS FEATURE






SelectKelvin


Features an integrated rotating switch on the base for selecting CCT



2700K
SOFT WHITE LIGHT



3000K
WARM WHITE LIGHT



4000K
COOL WHITE LIGHT

SPECIFICATIONS

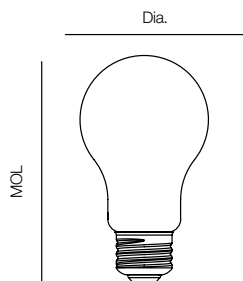
Product	Model	Equiv.	Finish	Wattage (W)	5 Selectable CCTs	Lumens	Efficacy (LPW)	Input Voltage	Beam Angle	CRI	Dim.*	Fixture Rating	Power Factor	T20	DOE
38350	8.8FA19DIM/9CCTS	60W	Clear	8.8	27K / 30K / 35K / 40K / 50K	800	91	120V	330°	90	Yes	Enclosed	0.7	✓	✓
38351	9.5FA19DIM/9CCTS	75W	Clear	9.5	27K / 30K / 35K / 40K / 50K	1,050	110	120V	330°	90	Yes	Enclosed	0.7	✓	✓
38352	8.8FA19DIM/9CCTS/FR (MTO)***	60W	Frosted	8.8	27K / 30K / 35K / 40K / 50K	800	91	120V	330°	90	Yes	Enclosed	0.7	✓	✓

FOOTNOTES:
 * This lamp might not be compatible with all dimmers. Please visit www.greencreative.com for compatibility information.
 ** Please visit www.greencreative.com for Limited Warranty terms.
 *** MTO indicate Made To Order, please contact factory for lead time and other information.
 Factory default setting at 2700K CCT.



FILASELECT FILAMENT SERIES

DIMENSION & WEIGHT



Model	Base	MOL	Dia.	Weight
8.8FA19DIM/9CCTS	E26	4-5/16"	2-3/8"	0.07 lb
8.8FA19DIM/9CCTS/FR	E26	4-5/16"	2-3/8"	0.07 lb
9.5FA19DIM/9CCTS	E26	4-5/16"	2-3/8"	0.09 lb

LOGISTIC INFORMATION

Model	Master Carton			Shipping Carton		
	Case Qty	Case Dimensions (LxWxH)	Case Weight	Case Qty	Case Dimensions (LxWxH)	Case Weight
8.8FA19DIM/9CCTS	10PCS	13-11/16" X 5-5/8" X 5-5/16"	1.1 lb	60PCS	17-3/4" X 14-1/4" X 11-1/2"	12.9 lb
9.5FA19DIM/9CCTS	10PCS	13-11/16" X 5-5/8" X 5-5/16"	1.21 lb	60PCS	17-3/4" X 14-1/4" X 11-1/2"	14 lb
8.8FA19DIM/9CCTS/FR	10PCS	13-11/16" X 5-5/8" X 5-5/16"	1.1 lb	60PCS	17-3/4" X 14-1/4" X 11-1/2"	12.9 lb