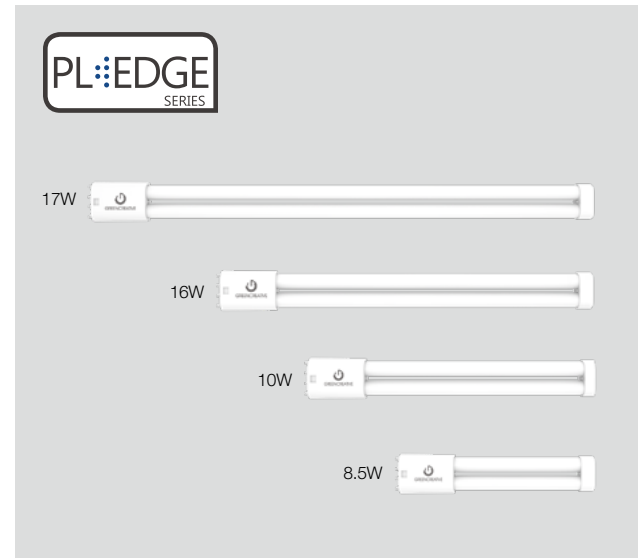


Project Name:	Type:
Part Number:	Date:

BYPASS PLL

FEATURES

- Integral driver suitable for 120-277V
- Replaces 18W / 24W / 36W / 40W 4-pin (2G11) CFL lamps
- High efficacy up to 129 LPW
- Opaque glass eliminates pixilation and reduces glare
- Plastic film prevents glass from shattering
- Extra wide 280° light emitting area
- Suitable for use in enclosed fixtures
- UL classified
- Fixture operating temperature: -4°F to 95°F (-20°C to 35°C)
- Lamp ambient temperature: -4°F to 113°F (-20°C to 45°C)
- Rated lifetime (L70): 50,000hrs
- 5 year limited warranty* / 10 year available (see EXTENDED WARRANTIES table for information)
- Suitable for all indoor general lighting applications and damp locations
- Each lamp is supplied with one support clip with adhesive back for quick installation



DIGITAL NAVIGATION

Explore the spec sheet through the links below


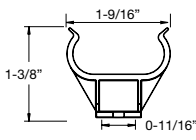
- [DIMENSION & WEIGHT](#)
[INSTALLATION](#)
[ACCESSORY ORDERING INFORMATION](#)
[EXTENDED WARRANTIES](#)
[LOGISTIC INFORMATION](#)
[CERTIFICATION INFORMATION](#)

SPECIFICATIONS

Product	Model	Equiv.	Input Voltage	Wattage	Lumens	CCT	Efficacy (LPW)	Life (hrs)	CRI	Power Factor	THD	Beam Angle	Fixture Rating	DLC	DOE
34858	8.5PLL/835/GL/BYP	18W	120-277V	8.5	950	3500K	112	50,000	82	0.9	<20%	160°	Enclosed	N.A.	✓
34859	8.5PLL/840/GL/BYP	18W	120-277V	8.5	980	4000K	115	50,000	82	0.9	<20%	160°	Enclosed	N.A.	✓
34861	10PLL/835/GL/BYP	24W	120-277V	10	1,200	3500K	120	50,000	82	0.9	<20%	160°	Enclosed	N.A.	✓
34862	10PLL/840/GL/BYP	24W	120-277V	10	1,250	4000K	125	50,000	82	0.9	<20%	160°	Enclosed	N.A.	✓
34864	16PLL/835/GL/BYP	36W	120-277V	16	1,950	3500K	122	50,000	82	0.9	<20%	160°	Enclosed	N.A.	✓
34865	16PLL/840/GL/BYP	36W	120-277V	16	2,000	4000K	125	50,000	82	0.9	<20%	160°	Enclosed	N.A.	✓
36983	17PLL/830/BYP/R	40W	120-277V	17	2,050	3000K	121	50,000	82	0.9	<20%	160°	Enclosed	✓	✓
36984	17PLL/835/BYP/R	40W	120-277V	17	2,150	3500K	126	50,000	82	0.9	<20%	160°	Enclosed	✓	✓
36985	17PLL/840/BYP/R	40W	120-277V	17	2,200	4000K	129	50,000	82	0.9	<20%	160°	Enclosed	✓	✓

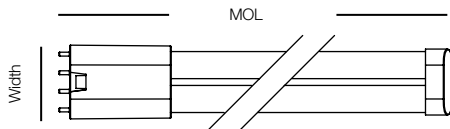
FOOTNOTES:
 * Please visit www.greencreative.com for Limited Warranty terms.

SUPPLIED ACCESSORY

Product	Model	Description	Picture	Dimension	Weight
98015	PLLCLIP	Support clip with adhesive back for quick installation One support clip for each lamp included in the package			0.08oz

BYPASS PLL

DIMENSION & WEIGHT

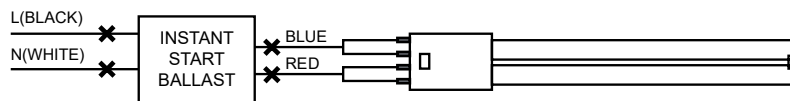


Model	Base	MOL	Width	Weight
8.5PLL/xxx/GL/BYP	2G11	8-15/16"	1-11/16"	0.20 lb
10PLL/xxx/GL/BYP	2G11	12-11/16"	1-11/16"	0.25 lb
16PLL/xxx/GL/BYP	2G11	16-7/16"	1-11/16"	0.30 lb
17PLL/xxx/BYP/R	2G11	22-1/2"	1-11/16"	0.38 lb

INSTALLATION

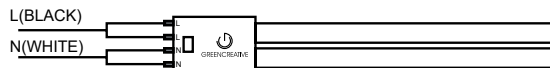
Step 1.

Cut all wires connected to the ballast, remove the ballast


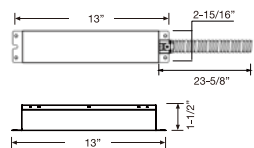


Step 2.

Rewire the fixture according to the wiring configuration



ACCESSORY ORDERING INFORMATION

Product	Model	Description	Pictures	Dimensions	Compatible Skus
37935	21EMINVERTER	California Title 20 Compliant 21W Emergency LED Inverter (Field Installation)			8.5PLL/8xx/GL/BYP 10PLL/8xx/GL/BYP 16PLL/8xx/GL/BYP 17PLL/8xx/BYP/R

EXTENDED WARRANTIES****

Model	Description*****
8.5PLL/GL/BYP/10YEARWARRANTY	10 Year warranty for 8.5PLL/8xx/GL/BYP/yy
10PLL/GL/BYP/10YEARWARRANTY	10 Year warranty for 10PLL/8xx/GL/BYP/yy
16PLL/GL/BYP/10YEARWARRANTY	10 Year warranty for 16PLL/8xx/GL/BYP/yy
17PLL/BYP/10YEARWARRANTY	10 Year warranty for 17PLL/8xx/BYP/yy

FOOTNOTES:

**** Warranty based on a maximum of 4,368 annual operating hours (per year for ten years) and exposure to a maximum ambient temperature of 80°F / 27°C.

***** xx - Refers to the CCT yy - Refers to model generations within the same nominal performance. Typically blank, 'R', or 'RC'.

LOGISTIC INFOMRATION

Model	Master Carton			Shipping Carton		
	Case Qty	Case Dimensions (LxWxH)	Case Weight	Case Qty	Case Dimensions (LxWxH)	Case Weight
8.5PLL/xxx/GL/BYP	6PCS	11-5/8" x 4-3/8" x 3-9/16"	1.8lb	24PCS	12-7/16" x 9-7/16" x 7-7/8"	8.6lb
10PLL/xxx/GL/BYP	6PCS	15-3/8" x 4-3/8" x 3-9/16"	2.2lb	24PCS	16-1/8" x 9-7/16" x 7-7/8"	10.5lb
16PLL/xxx/GL/BYP	6PCS	19-3/16" x 4-3/8" x 3-9/16"	2.8lb	24PCS	20" x 9-7/16" x 7-7/8"	12.7lb
17PLL/xxx/BYP/R	6PCS	25" x 4-3/8" x 3-9/16"	3.5lb	24PCS	25-13/16" x 9-7/16" x 7-7/8"	15.3lb

FOOTNOTES: Where xxx means 824-965 which indicates CRI and color temperature.



BYPASS PLL

CERTIFICATION INFORMATION

Product	Model	DLC ID#
36983	17PLL/830/BYP/R	S-LXK9N8
36984	17PLL/835/BYP/R	S-RB418T
36985	17PLL/840/BYP/R	S-89YH6A