


Project Name:	Type:
Part Number:	Date:

# DOUBLE ENDED BYPASS T8 8FT

## FEATURES

- Integral driver suitable for 120-277V
- Replaces 8ft F96T8 / F96T12 Fluorescent lamps
- Available in Single pin (Fa8) & Recessed Double Contact pin (R17d)
- Double ended installation, no need to change existing sockets
- Opaque glass design eliminates pixilation and reduces glare
- High performance, lumen output up to 5,500lm, 137.5LPW
- 310° wide light emitting area
- Suitable for enclosed fixtures
- NSF (National Sanitation Foundation) certified for Food Zone (Non-Contact), Splash, and Non-Food Zones
- UL 1598C classified
- Temperature rating: -4°F/20°C – 113°F/45°C
- Rated lifetime (L70): 50,000hrs
- 5 year limited warranty\* / 10 year available (see EXTENDED WARRANTIES table for information)
- Suitable for all indoor general lighting applications and damp locations



050923


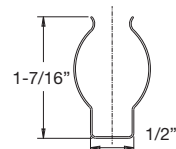


## SPECIFICATIONS


Product	Model	Equiv.	Input Voltage	Wattage	Lumens	CCT	CRI	Efficacy (LPW)	Power Factor	THD	Beam Angle	Fixture Rating	DLC / NSF
36766	40T8/8F/840/DEB/Fa8	F96T8 F96T12	120-277V	40	5,500	4000K	82	137.5	0.9	<20%	160°	Enclosed	✓ / ✓
36767	40T8/8F/850/DEB/Fa8	F96T8 F96T12	120-277V	40	5,500	5000K	82	137.5	0.9	<20%	160°	Enclosed	✓ / ✓
34869	43T8/8F/840/DEB/Fa8	F96T8 F96T12	120-277V	43	5,500	4000K	82	128	0.9	<20%	160°	Enclosed	N.A. / ✓
34870	43T8/8F/850/DEB/Fa8	F96T8 F96T12	120-277V	43	5,500	5000K	82	128	0.9	<20%	160°	Enclosed	N.A. / ✓
34871	43T8/8F/840/DEB/R17d	F96T8 F96T12	120-277V	43	5,500	4000K	82	128	0.9	<20%	160°	Enclosed	N.A. / ✓
36769	40T8/8F/850/DEB/R17d	F96T8 F96T12	120-277V	40	5,500	5000K	82	137.5	0.9	<20%	160°	Enclosed	N.A. / ✓

\* Please visit [www.greencreative.com](http://www.greencreative.com) for Limited Warranty terms.

## SUPPLIED ACCESSORY

Product	Model	Description	Picture	Dimension	Weight
34873	T8CLIP	Kit including self-tapping screw and support clip (Clip x 1, ST4.2 hexagon washer head self drilling screw x 1)			0.2oz

## DIMENSION & WEIGHT



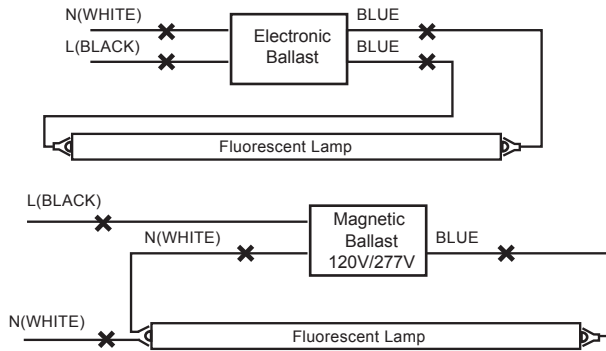
Model	43T8/8F/xxx/DEB/Fa8	43T8/8F/xxx/DEB/R17d	40T8/8F/xxx/DEB/Fa8	40T8/8F/xxx/DEB/R17d
Base	Fa8 (Single Pin)	R17d (Recessed Double Contact)	Fa8 (Single Pin)	Fa8 (Single Pin)
MOL	93-15/16"	93-15/16"	94"	94"
Dia.	1-15/16"	1-15/16"	1-1/16"	1-1/16"
Weight	0.92lb	0.92lb	0.88lb	0.88lb

Where xxx means 824-965 which indicates CRI and color temperature

# DOUBLE ENDED BYPASS T8 8FT

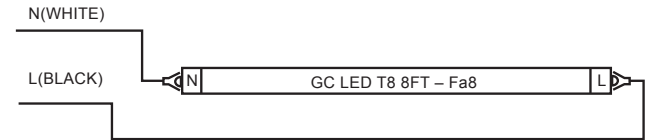
## INSTALLATION

### Fa8 - SINGLE PIN 1 LAMP

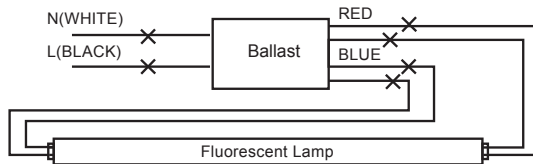


**Step 1.** Cut all wires connected to the existing ballast, remove the ballast

**Step 2.** Wire the holders and lamps according to the above diagram




### PIN R17d – Recessed Double Contact 1 LAMP


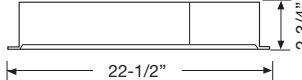


**Step 1.** Cut all wires connected to the existing ballast, remove the ballast

**Step 2.** Wire the holders and lamps according to the above diagram



## ACCESSORY ORDERING INFORMATION

Product	Model	Description	Picture	Dimension	Weight
98235	50EMINVERTER	Emergency Inverter 50W			9.0lb

- Fixtures must be installed within 250' of inverter
- UL 924 listed for field installation
- Suitable for damp locations
- Galvanized steel enclosure with 36" conduit for wiring connections to the fixture
- Includes test switch and charge indicator accessory kit
- Replaceable and recyclable long-life high temperature nickel-cadmium battery

# DOUBLE ENDED BYPASS T8 8FT

## EXTENDED WARRANTIES\*\*\*

Model	Description****
43T8/8F/DEB/10YEARWARRANTY	10 Year warranty for 43T8/8F/8xx/DEB/xxxx/yy
40T8/8F/DEB/10YEARWARRANTY	10 Year warranty for 40T8/8F/8xx/DEB/xxxx/yy

\*\*\* Warranty based on a maximum of 4,368 annual operating hours (per year for ten years) and exposure to a maximum ambient temperature of 80°F / 27°C.

\*\*\*\* xx – Refers to the CCT yy – Refers to model generations within the same nominal performance. Typically blank, 'R', or 'RC'

Where xxxx means Fa8 or R17d base

## CERTIFICATION INFORMATION

Product	Model	DLC ID#
36766	40T8/8F/840/DEB/Fa8	PL13PDEAFT5Q
36767	40T8/8F/850/DEB/Fa8	PLM8JGZA2JLE

## ORDERING INFORMATION

Model	Master Carton			Shipping Carton		
	Case Qty	Case Dimensions (LxWxH)	Case Weight	Case Qty	Case Dimensions (LxWxH)	Case Weight
43T8/8F/xxx/DEB/Fa8	NA	NA	NA	10PCS	95-13/16" x 7-1/2" x 3-7/8"	11.75 lb
43T8/8F/xxx/DEB/R17d	NA	NA	NA	10PCS	95-13/16" x 7-1/2" x 3-7/8"	11.75 lb
40T8/8F/xxx/DEB/Fa8	NA	NA	NA	10PCS	95-13/16" x 7-1/2" x 3-7/8"	11.75 lb
40T8/8F/xxx/DEB/R17d	NA	NA	NA	10PCS	95-13/16" x 7-1/2" x 3-7/8"	11.75 lb

Where xxx means 824-965 which indicates CRI and color temperature

Note: All rights reserved. All sizes and specifications are subject to change at any time without notice.