




CCT Select Linear LED Lamps Collections

Designed with integrated CCT switch, the collection of CCT select linear LED lamps allow for convenient in-field selection from various light color temperatures. Without changing the lamp, you can easily switch to warm light for creating a cozy and relaxing atmosphere, or cool light for more energetic and productive environment. Maximize the adaptability in usage while minimizing stock management cost.

Select Kelvin




3000K
WARM WHITE LIGHT



3500K
NEUTRAL WHITE LIGHT



4000K
COOL WHITE LIGHT



5000K
DAY LIGHT



6500K
COOL DAY LIGHT

CCT Select T8 External Driver (UL Type C)



- Replace 2', 3' and 4' T8 fluorescent lamps
- Work with GREEN CREATIVE Single wattage or SelectDrive external LED driver
- Field selectable 3000K, 3500K, 4000K, 5000K, and 6500K CCT
- Superior Flicker Free light
- Exceptional high efficacy up to 158 LPW
- Allow the most flexibility for dimming at 0-10V as well as other control possibilities
- Support energy compliance to most building codes

CCT Select T8 Hybrid (UL Type A+B)



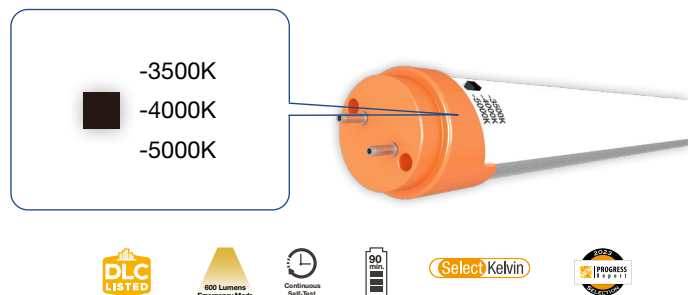
- Replace 4' T8 fluorescent lamps
- Directly work with existing ballast if compatible
- Operate also on 120-277V line voltage without ballast
- Field selectable 3000K, 3500K, 4000K, 5000K, and 6500K CCT
- UEB - Suitable for both single or double ended installations in BYPass mode
- Innovative safety switch mechanism design

CCT Select T8 UEB (UL Type B)



- Replace 4' T8 fluorescent lamps
- Operate on 120-277V line voltage without ballast
- UEB - Suitable for both single or double ended installations in BYPass mode
- Field selectable 3000K, 3500K, 4000K, 5000K, and 6500K CCT
- High efficacy up to 170 LPW
- Innovative safety switch mechanism design

CCT Select Emergency T8



- Replaces 4' T8 fluorescent lamp
- Operates directly on 120-277V line voltage
- One product for both standard general lighting and emergency lighting
- Built-in recyclable Lithium battery produces 600 lumens in emergency mode
- Constant power output in emergency mode for a minimum of 90 minutes
- Continuous self-test design to ensure tube safety
- SelectKelvin switch for three selectable CCTs
- Plastic/Aluminum housing eliminates breakage