

PAR20 8W DIM. TITANIUM CRI^{SP} LED SERIES



8W REPLACES



**50W
Hal.**

80% Energy Savings

CRI^{SP}



\$163 Savings per lamp*

- Full-face REFINE optic and sleek design
- Exceptional color rendering CRI 90
- Richer reds and natural skin tones (R9 65, R13 90)
- Tight LED binning for consistent CCT across all lamps
- High efficacy 69 LPW in Warm White
- Suitable for use in totally enclosed fixtures



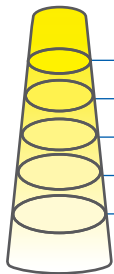
PATENTED REFINE OPTIC

The innovative REFINE optic provides a high candela to lumen ratio, optimizing light usage for directional applications.



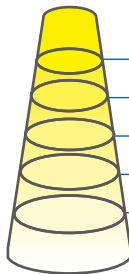
ILLUMINANCE & CANDELA DISTRIBUTION

8PAR20DIM/930SP15



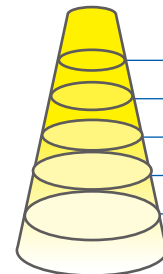
Diameter	Footcandles
0.8	600
1.6	150
2.4	67
3.2	38
3.9	24

8PAR20DIM/930NF25

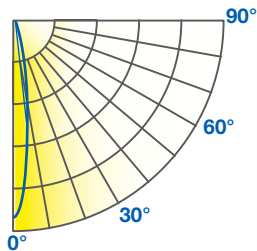


Diameter	Footcandles
1.3	311
2.7	78
4.0	35
5.3	19
6.7	12

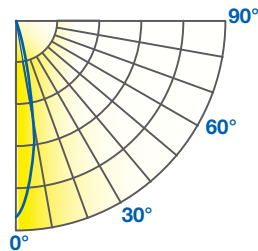
8PAR20DIM/930FL40



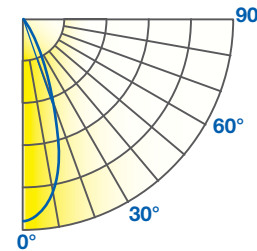
Diameter	Footcandles
2.2	133
4.4	33
6.6	15
8.7	8
10.9	5



Degree	Candela
0	5400
5	3294
15	421
25	129
35	71
45	41



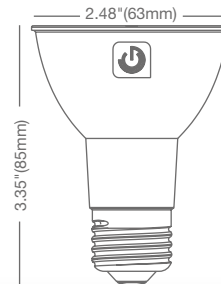
Degree	Candela
0	2800
5	2421
15	740
25	147
35	48
45	26



Degree	Candela
0	1200
5	1177
15	765
25	232
35	93
45	54

For other CCT use the following multipliers: 2700K 0.97, 4000K 1.04

- Base:** E26
- Voltage:** 120V
- Dimmable:** Yes***
- PF:** 0.9
- Lifetime (L70):** 50,000 hrs
- Weight:** 0.19lb / 88g



SPECIFICATIONS

Model	Product	Power (W)	CCT	CRI (typ.)	R9 / R13 (typ.)	Lumens	LPW	Beam Angle	CBCP (cd)
8PAR20DIM/927SP15	58104	8	Soft White 2700K	90	65/90	535	67	SP 15°	5300
8PAR20DIM/927NF25	58105	8	Soft White 2700K	90	65/90	535	67	NF 25°	2700
8PAR20DIM/927FL40	58106	8	Soft White 2700K	90	65/90	535	67	FL 40°	1170
8PAR20DIM/930SP15	58107	8	Warm White 3000K	90	65/90	550	69	SP 15°	5400
8PAR20DIM/930NF25	58108	8	Warm White 3000K	90	65/90	550	69	NF 25°	2800
8PAR20DIM/930FL40	58109	8	Warm White 3000K	90	65/90	550	69	FL 40°	1200
8PAR20DIM/940FL40	58112	8	Cool White 4000K	90	65/90	570	71	FL 40°	1250
8PAR20DIM/930FL40/B •	97901	8	Warm White 3000K	90	65/90	550	69	FL 40°	1200

• Black finish

* Savings per lamp based on \$0.11 / kw energy cost, 12 hrs / day lamp usage, \$5.50 halogen with 1500-hr lifetime, \$15 LED with 50,000-hr lifetime

** Suitable for use in totally enclosed fixtures

*** List of tested dimmer switches available on website

**** Suitable for damp locations. Not for use where directly exposed to weather or water