

PL H 5.5W HYBM TITANIUM LED SERIES



PL:EDGE
SERIES

5.5W REPLACES



**13-18W
CFL**

60% Energy Savings

PRO



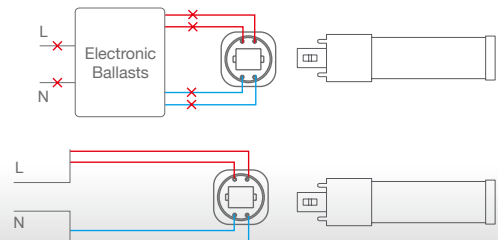
- ⌚ **HYBrid installation - DIrect or BYPass**
- ⌚ **Compatible with magnetic ballasts - DIrect installation**
- ⌚ **Built-in universal voltage driver - Bypass installation**
- ⌚ **Compatible with G24d, GX24d, G24q & GX24q bases**
- ⌚ **Exceptional efficacy 102 LPW**
- ⌚ **Lasts 4 times longer than CFL**



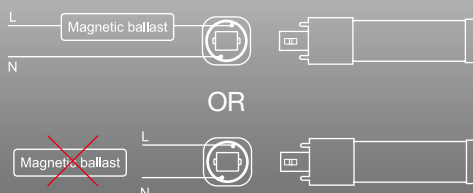
PL PRODUCT FEATURES

BYPass Installation - Electronic Ballasts

This PL H lamp is not compatible with electronic ballasts and requires bypassing the ballast during installation. The lamp runs directly off line voltage to eliminate compatibility problems, incidental power loss, lifetime issues, and maintenance costs associated with ballasts.



HYBrid Installation - DIrect or BYPass - Magnetic Ballasts



When used with a magnetic ballast, the PL H can function as a plug & play lamp and operate with the existing ballast. If the ballast is not compatible, it can be bypassed and the lamp can run directly off line voltage.

PL H 5.5W HYBM TITANIUM LED SERIES

APPLICATIONS

Retail



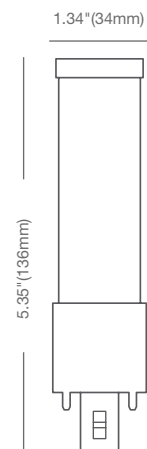
Hospitality



Office



- Base:** G24d, GX24d, G24q & GX24q (2/4-pin CFL)
- Voltage:** Magnetic ballast compatible
120-277V
- Dimmable:** No
- PF:** 0.9
- Lifetime (L70):** 50,000 hrs
- Weight:** 0.15lb / 68g



SPECIFICATIONS

Model	Product	Power (W)	CCT	CRI (typ.)	Lumens	LPW	Beam Angle
5.5PLH/835/HYBM	98391	5.5	Neutral White 3500K	82	550	100	110°
5.5PLH/840/HYBM	98392	5.5	Cool White 4000K	82	560	102	110°

* Suitable for damp locations. Not for use where directly exposed to weather or water

** Not intended for use in enclosed fixtures

*** Full installation guide and more details available on website