

9" SQUARE DOWNLIGHT 20W 277V



20W REPLACES



100W Inc.

80% Energy Savings

CRISP



\$225 Savings per lamp*

- ⌚ Innovative CLICK design
- ⌚ SootheOptic low glare technology
- ⌚ 0-10V dimming – Compatible with 120-277V circuits
- ⌚ Fits most 4" J-boxes
- ⌚ Wet location rated
- ⌚ Exceptional color rendering CRI 90



50,000 H



DIMMABLE



LOW GLARE



5 YR WARRANTY



CRI (Ra)



WET LOCATION



DOWNLIGHT PRODUCT FEATURES

Edge Lighting Technology

The CLICK DESIGN SURFACE MOUNT SQUARE & ROUND DOWNLIGHTS use the latest in edge lighting technology to produce a smooth uniform lighting effect. These naturally low glare downlights integrate seamlessly into all ceiling applications.




- BACK PLATE
- WATERPROOF FOAM
- EDGE LIGHTING REFLECTOR
- LIGHT GUIDE PLATE
- SootheOptic LOW GLARE
- TRIM

SootheOptic Low Glare Technology

These downlights all feature SootheOptic technology that reduces high-angle light and minimizes visual glare. The smooth low glare diffuser gives each luminaire a soft cutoff without visible color separation.

Glare Control Diffuser



2.4mm Hex Pattern

Viewing Angle



0°

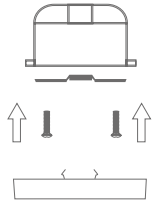
45°

>65°

9" SQUARE DOWNLIGHT 20W 277V

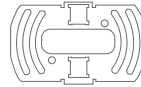
INSTALLATION

4" J-BOX FLUSHMOUNT



ACCESSORIES INCLUDED:

- Attach mounting bracket to J-box
- Click downlight into mounting bracket



Mounting Bracket



J-Box Screws



Wire Nuts



LED Adapter

SPECIFICATIONS

Product Model	58250 20SMPS9DIM/930/277V	58251 20SMPS9DIM/940/277V
Type	9" SMPR	9" SMPR
Base	LED Adapter	LED Adapter
Power (W)	20	20
Voltage - Frequency	120-277V 50-60Hz	120-277V 50-60Hz
Color Temp. (ANSI)	Warm White 3000K	Cool White 4000K
CRI (Ra)	90	90
Typical lumens (lm)	1200	1250
Efficacy (LPW)	60	63
Beam Angle	100°	100°
Dimmable	Yes**	Yes**
Housing Compatibility	4" J-box	4" J-box
Power Factor	0.9	0.9
Rated Lifetime - L70 (hrs.)	50,000	50,000
Temperature rating	-4°F / -20°C - 95°F / 35°C	-4°F / -20°C - 95°F / 35°C
Dia. x MOL	9.06"x1.65" (230mmx42mm)	9.06"x1.65" (230mmx42mm)
Weight (lb. / g)	1.65lb. / 748g	1.65lb. / 748g

* Savings per lamp based on \$0.11 / kw energy cost, 12 hrs / day lamp usage, \$4 incandescent with 1000-hr lifetime, \$55 LED with 50,000-hr lifetime

** List of tested dimmer switches available on website