




GREENCREATIVE

Your Partner for Professional Lighting Solutions



T8 / T5 BYPASS SERIES

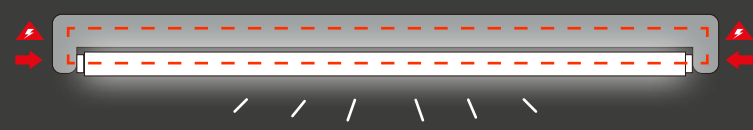

FEATURES - T8

- T8 tube 2' / 3' / 4' / U bent
- CCT: 3000K, 3500K, 4000K, 5000K
- Ultra high efficacy version up to 167lm/w available
- Built-in universal voltage driver, operates on 120-277V line input
- Available in single ended wiring (BYP) and double ended wiring (DEB)
- Opaque glass provides glare free, even lighting with a 310° light emitting area
- Suitable for damp locations and totally enclosed fixtures
- Meets NSF Requirements (use of a shatter guard required)


- 50,000h lifetime
- 5 years warranty
- DLC® Listed



SAFETY SWITCH



- GREEN CREATIVE DEB lamps are equipped with an innovative fail safe mechanism that prevents the electrical circuit from activating until the lamp is securely installed in both of the fixture sockets



OFFICE



PERFORMANCE

T8 BYP (Single ended bypass)

Product	Model	Nominal Length	Wattage	CCT	Lumens	CRI (typ.)	LPW	Equiv.	Beam Angle	Life (hrs)	DLC
98473	14.5T8/4F/840/BYP	4'	14.5	4000K	2200	82	152	32W	160°	50,000	✓
98474	14.5T8/4F/850/BYP	4'	14.5	5000K	2200	82	152	32W	160°	50,000	✓
98379	10.5T8/4F/830/BYP	4'	10.5	3000K	1650	82	157	32W	160°	50,000	✓
98380	10.5T8/4F/835/BYP	4'	10.5	3500K	1650	82	157	32W	160°	50,000	✓
98381	10.5T8/4F/840/BYP	4'	10.5	4000K	1750	82	167	32W	160°	50,000	✓
98382	10.5T8/4F/850/BYP	4'	10.5	5000K	1750	82	167	32W	160°	50,000	✓
28411	16T8/4F/840/BYP/R	4'	16	4000K	2050	82	128	32W	160°	50,000	✓
28412	16T8/4F/850/BYP/R	4'	16	5000K	2050	82	128	32W	160°	50,000	✓
28405	13T8/4F/830/BYP/R	4'	13	3000K	1600	82	123	32W	160°	50,000	✓
28406	13T8/4F/835/BYP/R	4'	13	3500K	1650	82	127	32W	160°	50,000	✓
28407	13T8/4F/840/BYP/R	4'	13	4000K	1700	82	131	32W	160°	50,000	✓
28408	13T8/4F/850/BYP/R	4'	13	5000K	1700	82	131	32W	160°	50,000	✓
97893	12T8/3F/830/BYP/R	3'	12	3000K	1500	82	125	25W	160°	50,000	✓
97894	12T8/3F/835/BYP/R	3'	12	3500K	1500	82	125	25W	160°	50,000	✓
97895	12T8/3F/840/BYP/R	3'	12	4000K	1550	82	129	25W	160°	50,000	✓
28413	8T8/2F/830/BYP/R	2'	8	3000K	1000	82	125	17W	160°	50,000	✓
28414	8T8/2F/835/BYP/R	2'	8	3500K	1050	82	131	17W	160°	50,000	✓
28415	8T8/2F/840/BYP/R	2'	8	4000K	1050	82	131	17W	160°	50,000	✓
98162	17T8U6/830/BYP	2'	17	3000K	2100	82	124	32W	140°	50,000	✓
98163	17T8U6/840/BYP	2'	17	4000K	2300	82	135	32W	140°	50,000	✓
98164	17T8U6/850/BYP	2'	17	5000K	2300	82	135	32W	140°	50,000	✓

T8 DEB (Double ended bypass)

Product	Model	Nominal Length	Wattage	CCT	Lumens	CRI (typ.)	LPW	Equiv.	Beam Angle	Life (hrs)	DLC
58270	14.5T8/4F/840/DEB/RC	4'	14.5	4000K	2100	82	145	32W	160°	50,000	✓
58271	14.5T8/4F/850/DEB/RC	4'	14.5	5000K	2100	82	145	32W	160°	50,000	✓
58272	11.5T8/4F/830/DEB/RC	4'	11.5	3000K	1650	82	143	32W	160°	50,000	✓
58273	11.5T8/4F/835/DEB/RC	4'	11.5	3500K	1650	82	143	32W	160°	50,000	✓
58274	11.5T8/4F/840/DEB/RC	4'	11.5	4000K	1700	82	148	32W	160°	50,000	✓
58275	11.5T8/4F/850/DEB/RC	4'	11.5	5000K	1700	82	148	32W	160°	50,000	✓
98433	17T8/4F/840/DEB	4'	17	4000K	2200	82	129	32W	160°	50,000	✓
98434	17T8/4F/850/DEB	4'	17	5000K	2200	82	129	32W	160°	50,000	✓
98435	14T8/4F/830/DEB	4'	14	3000K	1700	82	121	32W	160°	50,000	✓
98436	14T8/4F/835/DEB	4'	14	3500K	1700	82	121	32W	160°	50,000	✓
98437	14T8/4F/840/DEB	4'	14	4000K	1800	82	129	32W	160°	50,000	✓
98438	14T8/4F/850/DEB	4'	14	5000K	1800	82	129	32W	160°	50,000	✓
98340	12T8/3F/830/DEB/R	3'	12	3000K	1400	82	117	25W	160°	50,000	✓
98341	12T8/3F/835/DEB/R	3'	12	3500K	1400	82	117	25W	160°	50,000	✓
98342	12T8/3F/840/DEB/R	3'	12	4000K	1450	82	121	25W	160°	50,000	✓
97934	8.5T8/2F/830/DEB/RC	2'	8.5	3000K	1050	82	124	17W	160°	50,000	✓
97935	8.5T8/2F/835/DEB/RC	2'	8.5	3500K	1050	82	124	17W	160°	50,000	✓
97936	8.5T8/2F/840/DEB/RC	2'	8.5	4000K	1100	82	129	17W	160°	50,000	✓

FEATURES - T5 HE/HO

- T5HE tube 2' / 3' / 4'
- T5HO tube 2' / 3' / 4'
- CCT: 3000K, 3500K, 4000K, 5000K (T5HO 4' only)
- Built-in universal voltage driver, operates on 120-277V line input
- Durable opaque plastic design provides glare free, even lighting with 270° light emitting area
- Suitable for damp locations and totally enclosed fixture
- Meets NSF Requirements


- 50,000h lifetime
- 5 years warranty
- DLC® Listed




BALANCED LIGHT OUTPUT

- GREEN CREATIVE T5 BYP eliminates the compatibility issue once and for ever. The compact design of driver enables a more balanced light output when installed in fixtures.

GREEN CREATIVE T5 BYP in the fixture



Other Brands T5 BYP in the fixture



OFFICE



PERFORMANCE

T5 BYP											
Product	Model	Nominal Length	Wattage	CCT	Lumens	CRI (typ.)	LPW	Equiv.	Beam Angle	Life (hrs)	DLC
98302	25T5HO/4F/830/BYP	4'	25	3000K	3200	82	128	54W	120°	50,000	✓
98303	25T5HO/4F/835/BYP	4'	25	3500K	3200	82	128	54W	120°	50,000	✓
98304	25T5HO/4F/840/BYP	4'	25	4000K	3200	82	128	54W	120°	50,000	✓
98305	25T5HO/4F/850/BYP	4'	25	5000K	3200	82	128	54W	120°	50,000	✓
98299	14.5T5HO/3F/830/BYP	3'	14.5	3000K	1800	82	124	39W	120°	50,000	N.A.
98300	14.5T5HO/3F/835/BYP	3'	14.5	3500K	1850	82	128	39W	120°	50,000	N.A.
98301	14.5T5HO/3F/840/BYP	3'	14.5	4000K	1900	82	131	39W	120°	50,000	N.A.
98296	11.5T5HO/2F/830/BYP	2'	11.5	3000K	1350	82	117	24W	120°	50,000	N.A.
98297	11.5T5HO/2F/835/BYP	2'	11.5	3500K	1400	82	122	24W	120°	50,000	N.A.
98298	11.5T5HO/2F/840/BYP	2'	11.5	4000K	1500	82	130	24W	120°	50,000	N.A.
98293	14.5T5HE/4F/830/BYP	4'	14.5	3000K	1750	82	121	28W	120°	50,000	✓
98294	14.5T5HE/4F/835/BYP	4'	14.5	3500K	1800	82	124	28W	120°	50,000	✓
98295	14.5T5HE/4F/840/BYP	4'	14.5	4000K	2000	82	138	28W	120°	50,000	✓
98290	12T5HE/3F/830/BYP	3'	12	3000K	1350	82	113	21W	120°	50,000	N.A.
98291	12T5HE/3F/835/BYP	3'	12	3500K	1400	82	117	21W	120°	50,000	N.A.
98292	12T5HE/3F/840/BYP	3'	12	4000K	1500	82	125	21W	120°	50,000	N.A.
98287	9.5T5HE/2F/830/BYP	2'	9.5	3000K	1100	82	116	14W	120°	50,000	N.A.
98288	9.5T5HE/2F/835/BYP	2'	9.5	3500K	1150	82	121	14W	120°	50,000	N.A.
98289	9.5T5HE/2F/840/BYP	2'	9.5	4000K	1200	82	126	14W	120°	50,000	N.A.