

PAR38 17W DIM. GU24 TITANIUM CRI^{SP} LED SERIES



17W REPLACES



120W
Hal.

80% Energy Savings

CRI^{SP}



\$340 Savings per lamp*

- Full-face REFINE optic and sleek design
- High efficacy 84 LPW in Warm White
- Exceptional color rendering CRI 90
- Richer reds and natural skin tones (R9 65, R13 90)
- Tight LED binning for consistent CCT across all lamps
- Suitable for use in totally enclosed fixtures



50,000 H



DIMMABLE



84
LPW

EFFICACY



5 YR
WARRANTY



CRI (Ra)



ENCLOSED**



LM 79


LM 80

TM 21



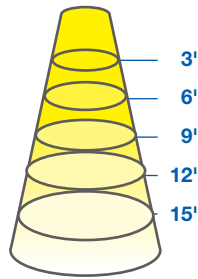
PATENT PENDING REFINE OPTIC

The innovative REFINE optic provides a high candela to lumen ratio, optimizing light usage for directional applications.

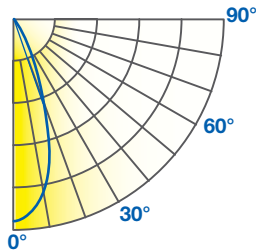


ILLUMINANCE & CANDELA DISTRIBUTION

17PAR38DIM/930FL40/GU24

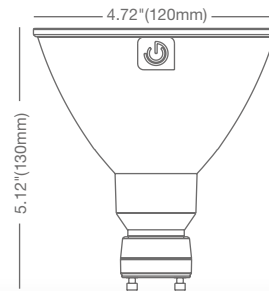


Diameter	Footcandles
2.2	356
4.4	89
6.6	40
8.7	22
10.9	14



Degree	Candela
0	3200
5	3200
15	2012
25	557
35	188
45	104

- Base:** GU24
- Voltage:** 120V
- Dimmable:** Yes***
- PF:** 0.9
- Lifetime:** 50,000 hrs
- Weight:** 0.60lb /272g



SPECIFICATIONS

Model	Product	Power (W)	CCT	CRI (typ.)	R9 / R13 (typ.)	Lumens	LPW	Beam Angle	CBCP (cd)
17PAR38DIM/930FL40/GU24	58172	17	Warm White 3000K	90	65 / 90	1430	84	FL 40°	3200

* Savings per lamp based on \$0.11 / kw energy cost, 12 hrs / day lamp usage, \$8 halogen with 1500-hr lifetime, \$25 LED with 40,000-hr lifetime

** Suitable for use in totally enclosed fixtures

*** List of tested dimmer switches available on website

**** Not for use where directly exposed to weather or water.