

T8 14.5W U-BENT EXT TITANIUM LED SERIES



PRO



EXTERNAL DRIVER

14.5W REPLACES



32W
Fluo.

60% Energy Savings

- Compatible with GREEN CREATIVE external drivers only
- Suitable for use with shunted & non-shunted lamp holders
- Exceptional efficacy 152 LPW
- Suitable for use in totally enclosed fixtures
- Frosted glass design - Meets NSF requirements
- 0-10V dimming



50,000 H




DIMMABLE




UNIVERSAL



WARRANTY



CRI (Ra)



ENCLOSED



TUBE FEATURES

External Driver - 1-2 & 3-4 Lamp Versions



These lamps are designed for use with GREEN CREATIVE external drivers only. These 0-10V dimmable drivers are available in 1-2 lamp and 3-4 lamp versions and are compatible with GREEN CREATIVE T8 U-BENT EXT lamps.

Extra Wide Beam Design - Frosted Glass Body

This lamp uses an innovative glass design that diffuses heat and light more evenly. As a result of its compact light engine, this lamp produces a light emitting area of 310°. This wider beam angle improves a fixture's total light distribution and creates a more complete lighting effect.



Lamp Front View



Lamp Back View

T8 14.5W U-BENT EXT

TITANIUM LED SERIES



SPECIFICATIONS

Product Model	98337 14.5T8U6/830/EXT	98338 14.5T8U6/840/EXT	98339 14.5T8U6/850/EXT
Type	T8	T8	T8
Base	Medium Bi-Pin G13	Medium Bi-Pin G13	Medium Bi-Pin G13
Lamp Power (W)	14.5	14.5	14.5
System Power (W)	17	17	17
Voltage - Frequency	120-277V 50-60Hz	120-277V 50-60Hz	120-277V 50-60Hz
Color Temp. (ANSI)	Warm White 3000K	Cool White 4000K	Daylight 5000K
CRI (Ra)	82	82	82
Typical lumens (lm)	2000	2200	2200
Efficacy (LPW)	138	152	152
System Efficacy (LPW)	118	129	129
Light Emitting Area	310°	310°	310°
Beam Angle	140°	140°	140°
Dimmable	Yes	Yes	Yes
Power Factor	0.9	0.9	0.9
THD	<20%	<20%	<20%
Rated Lifetime - L70 (hrs.)	50,000	50,000	50,000
Temperature Rating	-4°F / -20°C - 95°F / 35°C	-4°F / -20°C - 95°F / 35°C	-4°F / -20°C - 95°F / 35°C
Dia. x MOL	7.09" x 22.43" (180 x 570mm)	7.09" x 22.43" (180 x 570mm)	7.09" x 22.43" (180 x 570mm)
Weight (lb. / g)	0.56lb. / 254g	0.56lb. / 254g	0.56lb. / 254g

EXTERNAL DRIVER SPECIFICATIONS

Product Model	98259 15T8T5HEDRIVER/2CH	98260 15T8T5HEDRIVER/4CH
Number of lamps	1-2	3-4
Input Voltage - Frequency	120-277V 50-60Hz	120-277V 50-60Hz
Max. Input Current (A)	0.31	0.64
Max. Input Power (W)	37	75
Output Voltage (V)	DC 30-50	DC 30-50
Output Current (A)	0.3 * 2	0.3 * 4
Dimmability	0-10V	0-10V
Temperature Rating	-4°F / -20°C - 95°F / 35°C	-4°F / -20°C - 95°F / 35°C
Max Case Temperature	185°F / 85°C	185°F / 85°C
Case Dimension (LxWxH)	9.5"x1.3"x1.2" (241x33x30mm)	9.5"x1.3"x1.2" (241x33x30mm)

EXTERNAL DRIVER & LED TUBE COMBINATION

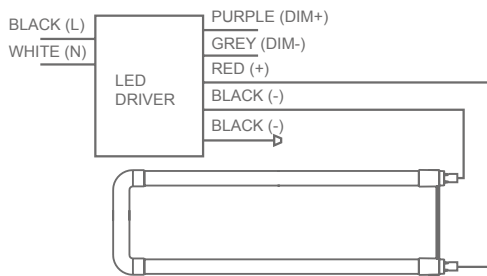
Product	Model	Color Temp. (ANSI)	98259 15T8T5HEDRIVER/2CH				98260 15T8T5HEDRIVER/4CH			
			1 Lamp		2 Lamps		3 Lamps		4 Lamps	
			System Power (W)	Typical Lumens (lm)	System Power (W)	Typical Lumens (lm)	System Power (W)	Typical Lumens (lm)	System Power (W)	Typical Lumens (lm)
98337	14.5T8U6/830/EXT	3000K	14.5	2000	29	4000	43.5	6000	58	8000
98338	14.5T8U6/840/EXT	4000K	14.5	2200	29	4400	43.5	6600	58	8800
98339	14.5T8U6/850/EXT	5000K	14.5	2200	29	4400	43.5	6600	58	8800

EXTERNAL DRIVER INSTALLATION

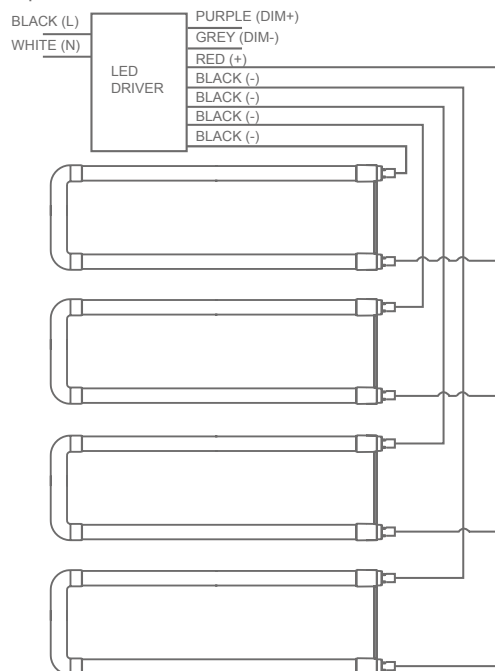
Double-ended Installation

- For shunted & non-shunted lamp holders
- Not polarity sensitive, lamps can be wired at either end

1 Lamp



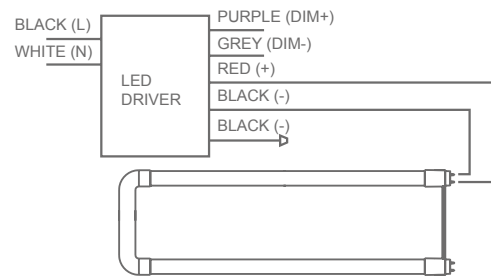
4 Lamps



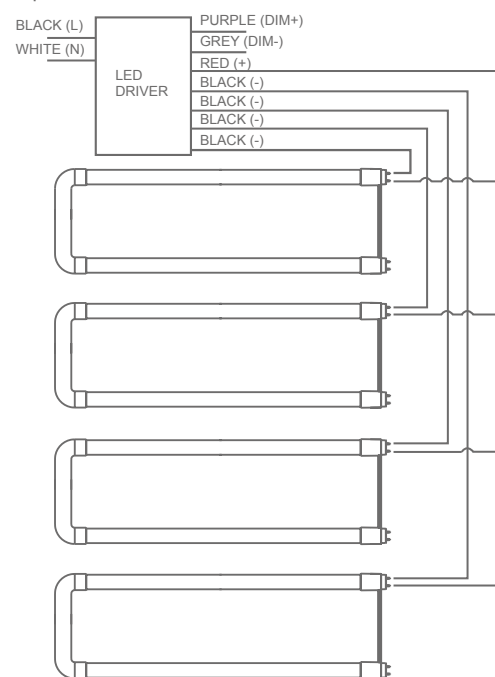
Single-ended Installation

- For non-shunted lamp holders only
- Not polarity sensitive, lamps can be wired at either end

1 Lamp



4 Lamps



* Suitable for use in totally enclosed fixtures

** Suitable for damp locations. Not for use where directly exposed to the weather or water

*** Full installation guide and more details available on website